

JOB _____ TYPE _____

NOTES _____ APPROVALS _____

FEATURES

- PicoPrism® technology¹
- Family of six sizes
- Available in 580nm, 3000K, 4000K and 5000K standard CCT
- Type 1, 2, 3, 4, 5 standard distributions
- 0-10V dimming drivers standard
- IP66 certified

Certifications

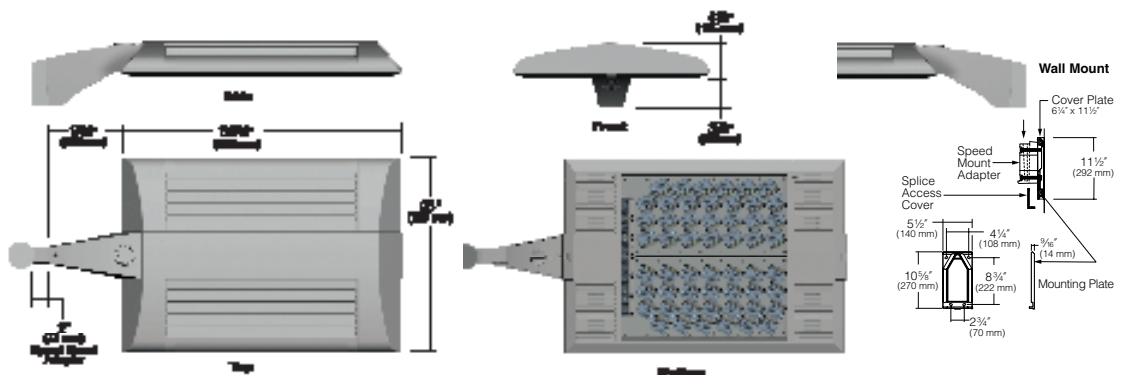


3000K and warmer CCTs only

SPECIFICATIONS



Approx. Weight = 55 lbs. EPA 1.01 for 15A.
See Mounting for Additional EPAs.



ORDERING CODE

Configuration	EPA	Fixture	Electrical Module	Fixture Finish	Photocell Options
1A Single Arm Mount	.95	Distribution ALT1 Type I ALT2 Type II ALT3 Type III ALT4 Type IV ALT5 Type V ALTR Type R, Right ALT L Type L, Left	Drive Current P35 350mA PicoPrism P70 700mA PicoPrism Source 240L 240 LEDs, 269W for 350mA, 556W for 700mA Color Temperature² 2K³ 595nm 3K 3000K 4K 4000K 5K 5000K Voltages 120 120V 208 208V 240 240V 277 277V 347 347V⁴ 480 480V⁴	BL Black DB Dark Bronze GT Graphite LG Light Gray PS Platinum Silver TT Titanium WH White CC Custom Color*	A25-7 7-pin Photocell Receptacle A30 120V Button Photocell A31 208V Button Photocell A32 240V Button Photocell A33 277V Button Photocell A34 480V Button Photocell A35 347V Button Photocell

*Available round poles only. EPA is for Fixture only

*Consult Representative

Fuse Options	Lens Option	NFO Option	Control Options	Control Accessories
SF 120, 277, 347 Line Volts DF 208, 240, 480 Line Volts	FGL ⁵ Flat Glass Lens FPL ⁵,⁶ Flat Polycarbonate Lens⁵,⁶	NFO ⁷ Neighbor Friendly Optic *Photometry available for Type III/IV. All others, consult factory.	Wireless WIR-RMI-IO 120-480V, 1000' range, wiSCAPE RF control system with on/off/dim, alerts, monitoring and metering capabilities Motion SCH-R Round Pole Mounted Occupancy Sensor up to 30' SCH-S Square Pole Mounted Occupancy Sensor up to 30'	SW7PR ⁷,⁸ Site Sync with 7-pin PCR SWUSB SiteSync Software on USB SWTAB SiteSync Windows® Tablet SWBRG SiteSync Wireless Bridge Node WIR-RME-L wiSCAPE 7-pin Module NXOFM- NX 7-pin Module 1R1D-UNV

Mounting Options

VSF Vertical Slipfitter Mount for 2" pipe tenon, (2-3/8" O.D.)	Side Arm Mount 3-4RD 3.3" to 4.2" O.D. round pole 4-6RD 4.5" to 6" O.D. round pole SQ Square Pole
SVSF Vertical Slipfitter Mount square for 2" pipe tenon, (2-3/8" O.D.)	

For Pole Spec Select: http://www.kimlighting.com/products/arms_and_poles/
For Control Spec Select: <http://trpssl.com/index.html>

- US Patent No. D674,965 S. Other patents pending.
- For custom optics and color temperature configurations, contact factory.
- Turtle friendly. Maximum 500mA drive current for 2K amber option.
- 347V & 480V currents may be supplied with step-down transformer.

- 350mA only.
- Use only when vandalism is anticipated to be high. Required only for vandal protection in locations where fixtures can be reached by unauthorized persons.
- When ordering SiteSync at least one of these two interface options must be ordered per project.
- If needed, an additional Bridge Node can be ordered.

Microsoft, Encarta, MSN, and Windows are either registered trademarks or trademarks of Microsoft Corporation in the United States and/or other countries.

Kim Lighting reserves the right to change specifications without notice.

LUMINAIRE PERFORMANCE

Spectroradiometric			
	3000K Average	4200K Average	5100K Average
Color Rendering Index (CRI)	≥75	≥70	≥65
Power Factor	>.90	>.90	>.90

Projected Lumen Maintenance		
mA	50,000 hrs	100,000 hrs
350	95.96%	93.11%
700	91.96%	86.83%

Electrical - Drive Current @350mA		
Volts - AC	Amps - AC	System Watts
120	2.24	269
208	1.29	269
240	1.12	269
277	0.97	269
347	0.78	269
480	0.56	269

Electrical - Drive Current @700mA		
Volts - AC	Amps - AC	System Watts
120	4.63	556
208	2.67	556
240	2.32	556
277	2.01	556
347	1.60	556
480	1.16	556

Current - 350mA

B.U.G. Rating (TM15) in Lumens where B = Backlight, U = Uplight, G = Glare																
Temperature	TYPE 1	TYPE 1 FGL	TYPE 2	TYPE 2 FGL	TYPE 3	TYPE 3 FGL	TYPE 3 NFO	TYPE 3 NFO FGL	TYPE 4	TYPE 4 FGL	TYPE 4 NFO	TYPE 4 NFO FGL	TYPE 5	TYPE 5 FGL	TYPE L/R	TYPE L/R FGL
3000K	B5 U0 G5	B5 U0 G5	B5 U0 G5	B4 U0 G4	B4 U0 G5	B3 U0 G5	B3 U0 G4	B3 U0 G4	B2 U0 G5	B1 U0 G5	B1 U0 G5	B1 U0 G4	B5 U0 G5	B5 U0 G4	B4 U0 G5	B3 U0 G5
4200K	B5 U0 G5	B5 U0 G5	B5 U0 G5	B4 U0 G4	B4 U0 G5	B3 U0 G5	B3 U0 G4	B3 U0 G4	B2 U0 G5	B1 U0 G5	B1 U0 G5	B1 U0 G4	B5 U0 G5	B5 U0 G4	B4 U0 G5	B3 U0 G5
5100K	B5 U0 G5	B5 U0 G5	B5 U0 G5	B4 U0 G4	B4 U0 G5	B3 U0 G5	B3 U0 G4	B3 U0 G4	B2 U0 G5	B1 U0 G5	B1 U0 G5	B1 U0 G4	B5 U0 G5	B5 U0 G4	B4 U0 G5	B3 U0 G5

Absolute Lumens																
Temperature	TYPE 1	TYPE 1 FGL	TYPE 2	TYPE 2 FGL	TYPE 3	TYPE 3 FGL	TYPE 3 NFO	TYPE 3 NFO FGL	TYPE 4	TYPE 4 FGL	TYPE 4 NFO	TYPE 4 NFO FGL	TYPE 5	TYPE 5 FGL	TYPE L/R	TYPE L/R FGL
3000K	29382	22616	30105	23173	30349	23361	23726	18263	30176	23228	24379	18765	31291	24086	26850	20668
4200K	30134	23196	30876	23767	31126	23959	24334	18731	30949	23823	25003	19246	32093	24703	27538	21198
5100K	30479	23461	31229	24038	31482	24233	24613	18945	31303	24096	25289	19466	32460	24985	27853	21440

Current - 700mA

B.U.G. Rating (TM15) in Lumens where B = Backlight, U = Uplight, G = Glare								
Temperature	TYPE 1	TYPE 2	TYPE 3	TYPE 3 NFO	TYPE 4	TYPE 4 NFO	TYPE 5	TYPE L/R
3000K	B5 U0 G5	B5 U0 G5	B5 U0 G5	B4 U0 G5	B3 U0 G5	B1 U0 G5	B5 U0 G5	B4 U0 G5
4000K	B5 U0 G5	B5 U0 G5	B5 U0 G5	B4 U0 G5	B3 U0 G5	B1 U0 G5	B5 U0 G5	B4 U0 G5
5000K	B5 U0 G5	B5 U0 G5	B5 U0 G5	B4 U0 G5	B3 U0 G5	B1 U0 G5	B5 U0 G5	B4 U0 G5

Absolute Lumens								
Temperature	TYPE 1	TYPE 2	TYPE 3	TYPE 3 NFO	TYPE 4	TYPE 4 NFO	TYPE 5	TYPE L/R
3000K	49799	51025	51438	40215	51146	41320	53036	45509
4000K	51074	52333	52756	41245	52457	42378	54395	46675
5000K	51658	52931	53359	41716	53056	42863	55017	47209

* FGL = Flat Glass Lens.

LED performance and lumen output continues to improve at a rapid pace. Log onto www.kimlighting.com to download the most current photometric files from Kim Lighting's IES File Library. For custom optics and color temperature configurations, contact factory.

Kim Lighting reserves the right to change specifications without notice.

SPECIFICATIONS

Housing:

- Extruded low copper aluminum main body.
- Die-cast low copper aluminum electrical gear compartment.
- Stainless steel hardware.
- Die cast wall separates the optical and electrical compartment acting as thermal barrier.
- Electrical gear compartment doors are fastened with two hinges and a latch made of stainless steel.
- Silicone gaskets seal the compartments at the barrier surface.

Optical Module:

- PicoPrism® refractors (enclosed LED PCBs for IP66 rating) aimed toward the task and spreads horizontally to produce great uniformity.
- Type I, II, III, IV, V, L (left), and R (right) standard distributions. Custom available.
- 3000K, 4000K, 5000K standard CCT. Amber and custom available.
- IP66 certified.
- Die-cast, low copper aluminum heat sink modules provide thermal transfer at PCB level.
- Anodized aluminum carrier plate and heat sink modules.

Lens Frame:

- One-piece low copper aluminum alloy die-cast is secured to housing with two toolless latches.

Neighbor Friendly Optic

- Optional integrated Neighbor Friendly Optic on each LED module to completely control unwanted backlight. Most effective with Type III and IV distributions.

Lens

- One-piece flat glass lens slips into reveal. Extra silicone gasketing is provided to retain a clear optical compartment. CAUTION: Use only when vandalism is anticipated to be high.

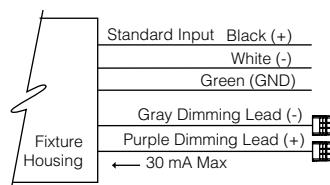
Electrical Characteristics:

- Pre-assembled, aluminum gear tray.
- 120V through 480V @ 50/60Hz.
- Class 2, 350mA or 700mA

- Power Factor = >.90
- National Electrical Code, ANSI/NFPA 70.
- 10kV surge suppression.
- Thermal shield thermal control.
- -30c starting driver.
- 0-10V dimming interface.
- All electronic components are IP66 rated.
- Electronic components are UL and/or CSA recognized.
- Standard programmable driver for variable drive current settings from 350mA to 700mA.

Dimming:

- 10% to 100% dimming by the use of standard 0-10V interface driver.
- To activate the dimming system, a wiring harness is supplied and attached to the DIM Port (DIM IN) on the thermal shield protection system. This port allows the 0-10V Interface to bypass the thermal shield and control the driver.
- The thermal shield works in conjunction with the control system to assure that overheating will not harm the LEDs.
- The wiring harness is connected with the use of the Purple lead as the positive (+) and the Grey lead as the negative (-) to an available control signal (by others).



Support Arm:

- Speed Mount and a reinforcing plate are provided with wire strain relief.
- Speed Mount is square or circular cut for specified pole size and shape.
- Die-cast, low copper aluminum support arm for direct pole mount.
- Die-cast aluminum tool-less entry splice access cover.
- Terminal block is mounted in the arm cavity and accepts #14 to #8 wire sizes.
- Prewired to electrical module with quick-disconnect plugs located inside the electrical compartment.

- Optional cast, low copper aluminum horizontal slip-fitter with adaptor plate to secure the luminaire to 1-1/4" to 2" IPS pipe size arms.
- Optional cast aluminum wall mount plate assembly. Attaches to the wall over the junction box. Luminaire attaches to the wall plate with a square cut Speed Mount.

Finish:

- Fade and abrasion resistant, electrostatically applied, thermally cured, triglycidal isocyanurate (TGIC) polyester powdercoat.
- Standard colors include (BL) Black, (DB) Dark Bronze, (GT) Graphite, (WH) White, (PS) Platinum Silver, (LG) Light Gray, (TT) Titanium, and (CC) Custom Color (Include RAL#).

Fusing:

SF for 120, 277 and 347 Line Volts
DF for 208, 240 and 480 Line Volts.

- High temperature fuse holders factory installed inside the fixture housing. Fuse is included.

Certifications and Listings:

- UL 1598 Standard for wet locations for Luminaires.
- UL 8750 Standard for Safety for Light Emitting Diode (LED) Equipment for use in Lighting Products.
- IP66 certified.
- CSA C22.2#250.0 Luminaires.
- ANSI C136.31-2010 3G Vibration tested and compliant.
- RoHS compliant.
- IDA approved, 3000K and warmer CCTs only.

CAUTION:

- Fixtures must be grounded in accordance with national, state and/or local electrical codes, Failure to do so may result in serious personal injury.

WARRANTY:

- For full warranty see <http://www.hubbellighting.com/resources/warranty>

Kim Lighting reserves the right to change specifications without notice.

CONTROLS

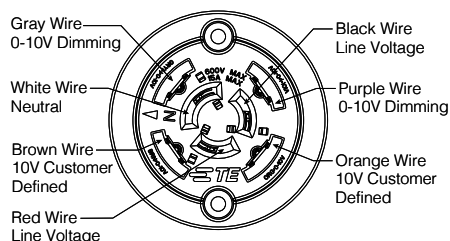
Photocell Receptacle

A25-7

Fully gasketed and wired 7-pin receptacle option. Easy access location above the electrical compartment. 7-pin construction allows for a user-defined interface and provides a controlled definition of operational performance. ANSI twist-lock control module by-others.

Standard customer operation modes:

1. Traditional on/off photoelectric control.
2. 5-pin wireless photoelectric control for added dimming feature.
3. 7-pin wireless photoelectric control for dimming and additional I/O connections for customer use.



Button Photocell

A30 for 120V, **A31** for 208V, **A32** for 240V, **A33** for 277V, **A35** for 347V, **A34** for 480V,

Photocell is factory installed inside the housing with a fully gasketed sensor on the side wall. For multiple fixture mountings, one fixture is supplied with a photocell to operate the others.

wiSCAPE™

Hubbell Building Automation's wiSCAPE In-Fixture Module is a bi-directional wireless RF device that allows an individual fixture to be managed, monitored and metered. The wiSCAPE In-Fixture Module communicates wirelessly over a robust 2.4GHz ISM (Industrial, Scientific and Medical) certified meshed radio signal. The wiSCAPE Fixture Module drastically simplifies control and automation of projects, especially in retrofit environments, and challenges the legacy world of wired-systems. wiSCAPE wireless control technology easily adapts to complex automation situations for quick, simple and economical commissioning. The On-Fixture Module is compatible with A-25-7H option.

WIR-RMI-IO

120 - 347V 1000 Foot Range WiScape RF mesh control system with off/on/dim, motion, photo, GPS location, alert, monitoring and metering capabilities.

SCP

The SCP is a photo-control with motion sensing accessory that mounts to the side of any new or existing 3"-5" round or square straight pole. The SCP enables any pole mounted luminaire in excess of 75 watts, to meet California Title 24 requirements with integral 20KV/10KA surge protection for added reliability and serviceability.

For more detail:

http://www.aal.net/products/sensor_control_programmable

Pole Mounted

Round Pole-Mounted Occupancy Sensor up to 30'

SCH-R

Round Pole-Mounted Occupancy Sensor: up to 30' - an outdoor occupancy sensor with 0-10V interface dimming control that mounts directly to the pole. Wide 360° pattern. Module colors are available in Black, Gray, and White. Module is cut for round pole mounting. Pole diameter is needed upon order. Poles to be drilled in the field will be provided with installation instructions.

Ordering Example: SCH-R4¹/277²/BL³

Square Pole-Mounted Occupancy Sensor up to 30'

SCH-S

Square Pole-Mounted Occupancy Sensor: 16 to 30' - an outdoor occupancy sensor with 0-10V interface dimming control that mounts directly to the pole. Wide 360° pattern. Module colors are available in Black, Gray, and White. Module is cut for round pole mounting. Pole diameter is needed upon order. Poles to be drilled in the field will be provided with installation instructions.

Ordering Example: SCH-S/277²/BL³

SCP

The SCP is a photo-control with motion sensing accessory that mounts to the side of any new or existing 3"-5" round or square straight pole. The SCP enables any pole mounted luminaire in excess of 75 watts, to meet California Title 24 requirements with integral 20KV/10KA surge protection for added reliability and serviceability.

For more detail:

http://www.aal.net/products/sensor_control_programmable

¹PRECOMMISSIONED SITESYNC ORDERING INFORMATION: When ordering a fixture with the SiteSync lighting control option, additional information will be required to complete the order. The SiteSync Commissioning Form or alternate schedule information must be completed. This form includes Project location, Group information, and Operating schedules. For more detailed information please visit www.HubbellLighting.com/products/sitesync or contact Hubbell Lighting tech support at (800) 345-4928.

SiteSync fixtures with occupancy sensor (SWPM) require the mounting height of the fixture for selection of the lens.

Examples:

SiteSync only : ALT3/P70/60L/3KUV/PS/US/SWP

SiteSync with Motion Control: ALT3/P70/60L/3KUV/PS/US/SWPM-20F

MOB ORDERING INFORMATION: When ordering a fixture with a dimming occupancy sensor option (MOB), please specify the appropriate information. These settings are specified in the ordering as shown in the example below.

ALT3/P70/60L/3KUV/PS/US/MOB - 1 to 30 min - 33% or 50% - ?? / DBT

High to Dim Delay

Low Level

Mounting Height (ft.)

¹Pole Diameter, ²Voltage, ³Color