

JOB _____ TYPE _____

NOTES _____ APPROVALS _____

FEATURES

- Independently aim able LEAR™ modules
- 355° rotation and 70° tilt module adjustment
- Wide range of drive currents available
- Design software interface for user-defined Type X distribution creation
- Traditional NEMA distributions available
- IP66 rated LEAR module and driver

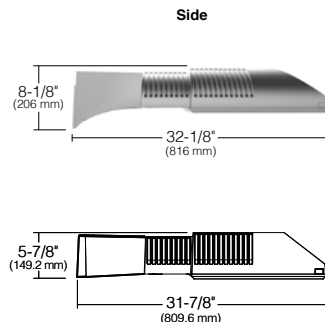
Certifications



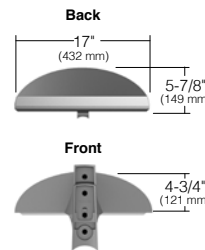
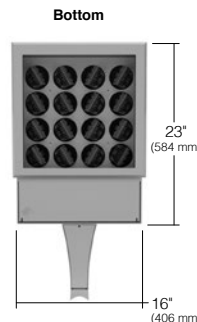
SPECIFICATIONS



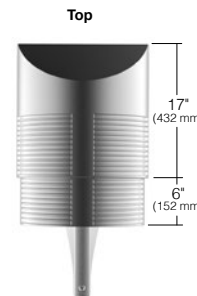
Max Weight = 39lbs.



Side - EPA 1.126



Front - EPA 0.592



EPA 2.856

ORDERING CODE

| [] | | ARX16 | [] | [] | [] | [] | [] | | | |
|---------------|------------------------|-------|---------|-----------------------|----------------------|---------------|---------------|----------------|------------------------------|-------------|
| Configuration | | EPA | Fixture | Distribution | Electrical Module | | | Fixture Finish | Arm Support | |
| 1SA | 1 Arm Side Mt. | 0.8 | | 1 Type I | Color Temperature | Drive Current | Drive Current | Voltages | LG Light Gray | US Upswept |
| 2SB | 2 Arm Side Mt. | 1.7 | | 2 Type II | 3K 3000K | 35 350mA | 75 750mA | UV 120-277V | BL Black | ST Straight |
| 2SL | 2 Arm Side Mt. | 1.6 | | 3 Type III | 4K 4000K | 40 400mA | 80 800mA | 347 347V | DB Dark Bronze | |
| 3ST | 3 Arm Side Mt. | 2.4 | | 4 Type IV | 5K 5000K | 45 450mA | 85 850mA | 480 480V | GT Graphite | |
| 3SY* | 3 Arm Side Mt. | 1.8 | | 5 Type V | | 50 500mA | 90 900mA | | PS Platinum Silver | |
| 4SC | 4 Arm Side Mt. | 2.4 | | L Left | | 55 550mA | | | TT Titanium | |
| 1W | Single Wall Mt. | 0.8 | | R Right | | 60 600mA | | | WH White | |
| HSF | Horizontal Slip Fitter | 0.3 | | X Type X ¹ | Type X IES File Name | 65 650mA | | | CC Custom Color ² | |

*Available round poles only. EPA is for Fixture only

| [] | [] | [] | [] | |
|--|------------------------------------|--|--|--|
| Fuse Options | NFO Option | Control Options | Mounting Options | |
| SF 120, 277, 347 Line Volts DF 208, 240, 480 Line Volts | NFO Neighbor Friendly Optic | Wireless WIR-RMI-IO 120 - 347V 1000 Foot Range WiScape RF mesh control system with off/on/dim, motion, photo, GPS location, alert, monitoring and metering capabilities. SWP^{3,4,5} SiteSync Wireless Pre-Commission SWPM^{3,4,5} SiteSync Wireless Pre-Commission w/ Occupancy Sensor | Motion SCL Fixture Mounted Occupancy Sensor up to 16' SCH Fixture Mounted Occupancy Sensor 16' to 30' SCL-R Round Pole Mounted Occupancy Sensor up to 16' SCL-S Square Pole Mounted Occupancy Sensor up to 16' SCH-R Round Pole Mounted Occupancy Sensor 16' to 30' SCH-S Square Pole Mounted Occupancy Sensor 16' to 30' Control Accessories SW7PR^{4,5} Site Sync with 7-pin PCR SWUSB¹ SiteSync loaded on USB flash drive (Windows® operating system only) SWTAB¹ SiteSync Windows® based Tablet SWBRG¹ SiteSync Wireless Bridge Node WIR-RME-L wiSCAPE 7-pin Module NXOFM-1R1D-UNV NX 7-pin Module | Vertical Slipfitter Mount for 2" pipe tenon, (2-3/8" O.D.) SVSF Vertical Slipfitter Mount square for 2" pipe tenon, (2-3/8" O.D.) Side Arm Mount 3-4RD 3.3" to 4.2" O.D. round pole 4-6RD 4.5" to 6" O.D. round pole SQ Square Pole |

† When ordering with SiteSync, one of the following interface options must be chosen and ordered separately. Each option contains the SiteSync License, GUI and Bridge Node.

For Pole Spec Select:
http://www.kimlighting.com/products/arms_and_poles/
 For Control Spec Select:
<http://trpsl.com/index.html>

Microsoft, Encarta, MSN, and Windows are either registered trademarks or trademarks of Microsoft Corporation in the United States and/or other countries.

Kim Lighting reserves the right to change specifications without notice.

¹ User-defined distributions must include IES# file where indicated

² Custom colors subject to additional charges, minimum quantities and extended lead times. Consult representative.

³ SiteSync is not compatible with products using 480V option.

⁴ Not available with other sensor or wireless control options.

⁵ Specify group and zone at time of order. See www.hubbellighting.com/sitesync for more details. Order at least one SiteSync interface accessory SWUSB or SWTAB. Each option contains SiteSync License, GUI, and Bridge Node.

ARX LEAR™ 4X4 Site/Area

| Distribution Type | Photometrics (3000K) | | | | | | | | | | | | | | | |
|-----------------------|----------------------|----------|--------|----------|--------|----------|--------|----------|--------|----------|--------|----------|--------|----------|--------|----------|
| Field Angle - 10% max | Drive Current | | | | | | | | | | | | | | | |
| | 350 mA | | 400 mA | | 450 mA | | 500 mA | | 550 mA | | 600 mA | | 650 mA | | 700 mA | |
| | Lumens | B-U-G | Lumens | B-U-G | Lumens | B-U-G | Lumens | B-U-G | Lumens | B-U-G | Lumens | B-U-G | Lumens | B-U-G | Lumens | B-U-G |
| Type 1 | 10922 | B3 U0 G3 | 12219 | B3 U0 G3 | 13516 | B3 U0 G3 | 14814 | B4 U0 G4 | 16111 | B4 U0 G4 | 17408 | B4 U0 G4 | 18706 | B4 U0 G4 | 20003 | B4 U0 G4 |
| Type 2 | 11209 | B3 U0 G3 | 12540 | B3 U0 G3 | 13872 | B3 U0 G3 | 15203 | B3 U0 G3 | 16534 | B3 U0 G3 | 17866 | B3 U0 G3 | 19197 | B3 U0 G3 | 20529 | B3 U0 G3 |
| Type 3 | 11079 | B2 U0 G3 | 12395 | B2 U0 G3 | 13710 | B2 U0 G3 | 15026 | B3 U0 G3 | 16342 | B3 U0 G3 | 17658 | B3 U0 G3 | 18974 | B3 U0 G3 | 20290 | B3 U0 G4 |
| Type 4FT | 10079 | B1 U0 G2 | 11276 | B1 U0 G2 | 12473 | B1 U0 G2 | 13670 | B1 U0 G3 | 14867 | B1 U0 G3 | 16064 | B1 U0 G3 | 17261 | B1 U0 G3 | 18459 | B1 U0 G4 |
| Type 4W | 9377 | B2 U0 G2 | 10491 | B2 U0 G3 | 11605 | B2 U0 G3 | 12696 | B3 U0 G3 | 13833 | B3 U0 G3 | 14947 | B3 U0 G3 | 16060 | B3 U0 G3 | 17174 | B3 U0 G3 |
| Type 5N | 11744 | B4 U0 G2 | 13139 | B4 U0 G2 | 14534 | B4 U0 G2 | 15928 | B4 U0 G3 | 17323 | B4 U0 G3 | 18718 | B4 U0 G3 | 20113 | B4 U0 G3 | 21508 | B4 U0 G3 |
| Type 5M | 11015 | B4 U0 G3 | 12324 | B4 U0 G3 | 13632 | B4 U0 G3 | 14913 | B4 U0 G3 | 16249 | B4 U0 G3 | 17557 | B4 U0 G3 | 18865 | B4 U0 G3 | 20174 | B5 U0 G3 |

| Distribution Type | Photometrics (4000K) | | | | | | | | | | | | | | | |
|---------------------|----------------------|----------|--------|----------|--------|----------|--------|----------|--------|----------|--------|----------|--------|----------|--------|----------|
| Field Angle 10% max | Drive Current | | | | | | | | | | | | | | | |
| | 350 mA | | 400 mA | | 450 mA | | 500 mA | | 550 mA | | 600 mA | | 650 mA | | 700 mA | |
| | Lumens | B U G | Lumens | B U G | Lumens | B U G | Lumens | B U G | Lumens | B U G | Lumens | B U G | Lumens | B U G | Lumens | B U G |
| Type 1 | 11412 | B3 U0 G3 | 12767 | B3 U0 G3 | 14123 | B3 U0 G3 | 15478 | B4 U0 G4 | 16834 | B4 U0 G4 | 18189 | B4 U0 G4 | 19545 | B4 U0 G4 | 20900 | B4 U0 G4 |
| Type 2 | 11712 | B3 U0 G3 | 13103 | B3 U0 G3 | 14494 | B3 U0 G3 | 15885 | B3 U0 G3 | 17276 | B3 U0 G3 | 18667 | B3 U0 G3 | 20058 | B3 U0 G3 | 21449 | B3 U0 G3 |
| Type 3 | 11576 | B2 U0 G3 | 12950 | B2 U0 G3 | 14325 | B2 U0 G3 | 15700 | B3 U0 G3 | 17075 | B3 U0 G3 | 18450 | B3 U0 G3 | 19825 | B3 U0 G3 | 21200 | B3 U0 G4 |
| Type 4FT | 10531 | B1 U0 G2 | 11782 | B1 U0 G2 | 13032 | B1 U0 G2 | 14283 | B1 U0 G3 | 15534 | B1 U0 G3 | 16785 | B1 U0 G3 | 18036 | B1 U0 G3 | 19286 | B1 U0 G4 |
| Type 4W | 9798 | B2 U0 G3 | 10962 | B2 U0 G3 | 12126 | B2 U0 G3 | 13265 | B3 U0 G3 | 14453 | B3 U0 G3 | 15617 | B3 U0 G3 | 16781 | B3 U0 G3 | 17945 | B3 U0 G3 |
| Type 5N | 12270 | B4 U0 G2 | 13728 | B4 U0 G2 | 15185 | B4 U0 G2 | 16643 | B4 U0 G3 | 18100 | B4 U0 G3 | 19558 | B4 U0 G3 | 21015 | B4 U0 G3 | 22473 | B4 U0 G3 |
| Type 5M | 11509 | B4 U0 G3 | 12876 | B4 U0 G3 | 14243 | B4 U0 G3 | 15582 | B4 U0 G3 | 16977 | B4 U0 G3 | 18344 | B4 U0 G3 | 19711 | B5 U0 G3 | 21078 | B5 U0 G3 |

| Distribution Type | Photometrics (5000K) | | | | | | | | | | | | | | | |
|---------------------|----------------------|----------|--------|----------|--------|----------|--------|----------|--------|----------|--------|----------|--------|----------|--------|----------|
| Field Angle 10% max | Drive Current | | | | | | | | | | | | | | | |
| | 350 mA | | 400 mA | | 450 mA | | 500 mA | | 550 mA | | 600 mA | | 650 mA | | 700 mA | |
| | Lumens | B U G | Lumens | B U G | Lumens | B U G | Lumens | B U G | Lumens | B U G | Lumens | B U G | Lumens | B U G | Lumens | B U G |
| Type 1 | 11719 | B3 U0 G3 | 13111 | B3 U0 G3 | 14503 | B3 U0 G3 | 15837 | B4 U0 G4 | 17287 | B4 U0 G4 | 18679 | B4 U0 G4 | 20071 | B4 U0 G4 | 21463 | B4 U0 G4 |
| Type 2 | 12027 | B3 U0 G3 | 13456 | B3 U0 G3 | 14884 | B3 U0 G3 | 16253 | B3 U0 G3 | 17741 | B3 U0 G3 | 19170 | B3 U0 G3 | 20598 | B3 U0 G3 | 22027 | B3 U0 G3 |
| Type 3 | 11865 | B2 U0 G3 | 13275 | B2 U0 G3 | 14684 | B2 U0 G3 | 16064 | B3 U0 G3 | 17503 | B3 U0 G3 | 18912 | B3 U0 G3 | 20322 | B3 U0 G3 | 21731 | B3 U0 G4 |
| Type 4FT | 10814 | B1 U0 G2 | 12099 | B1 U0 G2 | 13383 | B1 U0 G2 | 14614 | B1 U0 G3 | 15952 | B1 U0 G3 | 17237 | B1 U0 G3 | 18521 | B1 U0 G3 | 19806 | B1 U0 G4 |
| Type 4W | 10025 | B2 U0 G3 | 11216 | B2 U0 G3 | 12406 | B3 U0 G3 | 13572 | B3 U0 G3 | 14788 | B3 U0 G3 | 15979 | B3 U0 G3 | 17169 | B3 U0 G3 | 18360 | B3 U0 G4 |
| Type 5N | 12601 | B4 U0 G2 | 14098 | B4 U0 G2 | 15594 | B4 U0 G2 | 17028 | B4 U0 G3 | 18588 | B4 U0 G3 | 20085 | B4 U0 G3 | 21581 | B4 U0 G3 | 23078 | B4 U0 G3 |
| Type 5M | 11776 | B4 U0 G3 | 13174 | B4 U0 G3 | 14573 | B4 U0 G3 | 15943 | B4 U0 G3 | 17371 | B4 U0 G3 | 18769 | B4 U0 G3 | 20168 | B5 U0 G3 | 21567 | B5 U0 G3 |

Kim Lighting reserves the right to change specifications without notice.

ARX LEAR™ 4X4 Site/Area continued

| Distribution Type | Photometrics (3000K) | | | | | | | |
|---------------------|----------------------|----------|--------|----------|--------|----------|--------|----------|
| Field Angle 10% max | Drive Current | | | | | | | |
| | 750 mA | | 800 mA | | 850 mA | | 900 mA | |
| | Lumens | B U G | Lumens | B U G | Lumens | B U G | Lumens | B U G |
| Type 1 | 20825 | B4 U0 G4 | 21648 | B4 U0 G4 | 22470 | B4 U0 G4 | 23292 | B4 U0 G4 |
| Type 2 | 21372 | B3 U0 G3 | 22216 | B3 U0 G3 | 23060 | B3 U0 G3 | 23904 | B3 U0 G3 |
| Type 3 | 21124 | B3 U0 G4 | 21958 | B3 U0 G4 | 22793 | B3 U0 G4 | 23627 | B3 U0 G4 |
| Type 4FT | 19217 | B1 U0 G4 | 19976 | B1 U0 G4 | 20735 | B1 U0 G4 | 21494 | B1 U0 G4 |
| Type 4W | 17880 | B3 U0 G3 | 18586 | B3 U0 G3 | 19292 | B3 U0 G4 | 19962 | B3 U0 G4 |
| Type 5N | 22392 | B4 U0 G3 | 23277 | B4 U0 G3 | 24161 | B4 U0 G3 | 25045 | B4 U0 G3 |
| Type 5M | 21003 | B5 U0 G3 | 21832 | B5 U0 G3 | 22662 | B5 U0 G4 | 23448 | B5 U0 G4 |

| Distribution Type | Photometrics (4000K) | | | | | | | |
|---------------------|----------------------|----------|--------|----------|--------|----------|--------|----------|
| Field Angle 10% max | Drive Current | | | | | | | |
| | 750 mA | | 800 mA | | 850 mA | | 900 mA | |
| | Lumens | B U G | Lumens | B U G | Lumens | B U G | Lumens | B U G |
| Type 1 | 21759 | B4 U0 G4 | 22619 | B4 U0 G4 | 23478 | B4 U0 G4 | 24337 | B5 U0 G5 |
| Type 2 | 22331 | B3 U0 G3 | 23213 | B3 U0 G3 | 24095 | B3 U0 G3 | 24976 | B4 U0 G4 |
| Type 3 | 22072 | B3 U0 G4 | 22943 | B3 U0 G4 | 23815 | B3 U0 G4 | 24686 | B3 U0 G4 |
| Type 4FT | 20079 | B1 U0 G4 | 20872 | B1 U0 G4 | 21665 | B1 U0 G4 | 22458 | B2 U0 G4 |
| Type 4W | 18682 | B3 U0 G4 | 19420 | B3 U0 G4 | 20158 | B3 U0 G4 | 20857 | B3 U0 G4 |
| Type 5N | 23397 | B4 U0 G3 | 24320 | B4 U0 G3 | 25244 | B4 U0 G3 | 26168 | B5 U0 G3 |
| Type 5M | 21945 | B5 U0 G3 | 22812 | B5 U0 G4 | 23678 | B5 U0 G4 | 24500 | B5 U0 G4 |

| Distribution Type | Photometrics (5000K) | | | | | | | |
|---------------------|----------------------|----------|--------|----------|--------|----------|--------|----------|
| Field Angle 10% max | Drive Current | | | | | | | |
| | 750 mA | | 800 mA | | 850 mA | | 900 mA | |
| | Lumens | B U G | Lumens | B U G | Lumens | B U G | Lumens | B U G |
| Type 1 | 22345 | B4 U0 G4 | 23228 | B4 U0 G4 | 24110 | B4 U0 G4 | 24901 | B5 U0 G5 |
| Type 2 | 22933 | B3 U0 G3 | 23838 | B3 U0 G3 | 24744 | B3 U0 G3 | 25555 | B4 U0 G4 |
| Type 3 | 22624 | B3 U0 G4 | 23518 | B3 U0 G4 | 24411 | B3 U0 G4 | 25258 | B3 U0 G4 |
| Type 4FT | 20620 | B1 U0 G4 | 21435 | B1 U0 G4 | 22249 | B1 U0 G4 | 22978 | B2 U0 G4 |
| Type 4W | 19115 | B3 U0 G4 | 19870 | B3 U0 G4 | 20625 | B3 U0 G4 | 21340 | B3 U0 G4 |
| Type 5N | 24027 | B4 U0 G3 | 24976 | B4 U0 G3 | 25924 | B4 U0 G3 | 26774 | B5 U0 G3 |
| Type 5M | 22453 | B5 U0 G3 | 23340 | B5 U0 G4 | 24227 | B5 U0 G4 | 25067 | B5 U0 G4 |

Kim Lighting reserves the right to change specifications without notice.

ARX LEAR™ 4X4 Site/Area continued

| Electrical Characteristics | | | | | | | | | | Dimming | | | | | | |
|----------------------------|--------------|--------------|-------|---------|------|------|------|------|------|-------------------|-------------|---------------|---|-----|---|-----|
| Current | System Watts | Line Voltage | | Amps AC | | | | | | Min. Power Factor | Max THD (%) | Dimming Range | Source current out of 0-10V purple wire | | Absolute voltage range on 0-10V (+) purple wire | |
| | | VAC | Hz | 120 | 208 | 240 | 277 | 347 | 480 | | | | Min | Max | Min | Max |
| 350 mA | 110 | 120-480 | 50/60 | 0.92 | 0.53 | 0.46 | 0.40 | 0.32 | 0.23 | >0.9 | 20 | 10% to 100% | 0mA | 1mA | 0V | 10V |
| 400 mA | 124 | | | 1.03 | 0.60 | 0.52 | 0.45 | 0.36 | 0.26 | | | | | | | |
| 450 mA | 138 | | | 1.15 | 0.66 | 0.58 | 0.50 | 0.40 | 0.29 | | | | | | | |
| 500 mA | 152 | | | 1.27 | 0.73 | 0.63 | 0.55 | 0.44 | 0.32 | | | | | | | |
| 550 mA | 167 | | | 1.39 | 0.80 | 0.70 | 0.60 | 0.48 | 0.35 | | | | | | | |
| 600 mA | 182 | | | 1.52 | 0.88 | 0.76 | 0.66 | 0.52 | 0.38 | | | | | | | |
| 650 mA | 196 | | | 1.63 | 0.94 | 0.82 | 0.71 | 0.56 | 0.41 | | | | | | | |
| 700 mA | 214 | | | 1.78 | 1.03 | 0.89 | 0.77 | 0.62 | 0.45 | | | | | | | |
| 750 mA | 231 | | | 1.93 | 1.11 | 0.96 | 0.83 | 0.67 | 0.48 | | | | | | | |
| 800 mA | 246 | | | 2.05 | 1.18 | 1.03 | 0.89 | 0.71 | 0.51 | | | | | | | |
| 850 mA | 261 | | | 2.18 | 1.25 | 1.09 | 0.94 | 0.75 | 0.54 | | | | | | | |
| 900 mA | 278 | | | 2.32 | 1.34 | 1.16 | 1.00 | 0.80 | 0.58 | | | | | | | |

TM-21 LIFETIME CALCULATION

| Ambient Environment °C | Projected Lumen Maintenance | | | | Reported L70 |
|------------------------|-----------------------------|--------|--------|-----------|--------------|
| | 16 | 26 | 60 | TM-21 100 | |
| 25 | 98.21% | 97.89% | 94.53% | 90.71% | >60,000 hrs |

LED COLOR

| | Spectroradiometric | | |
|--------------------|--------------------|-------|-------|
| | 3K | 4K | 5K |
| Designation | 3000K | 4000K | 5000K |
| CRI Minimum | ≥72 | ≥72 | ≥72 |
| S/P Ratio | 1.33 | 1.66 | 1.78 |

Consult factory for Amber, Turtle Friendly, Gulf Coast and Observatory applications.

Kim Lighting reserves the right to change specifications without notice.

SPECIFICATIONS

Housing:

- Low copper aluminum alloy die-casting is designed as one-piece and has external cooling ribs.
- Solid, cast aluminum, wall creates a thermal barrier between the optical and electrical compartments.
- Housing is designed with integral LED module "turrets" utilized for both thermal transfer and for securing the location of each LEAR™ Optical Module. The turrets are spaced in rows of 4 X 4 and are designed to optimize photometric performance for standard and Type X user-defined distributions.
- IP66 rated LEAR module and driver.
- IK09 rated enclosure protects electrical equipment against external mechanical impacts.

Lens Frame:

- One-piece low copper aluminum alloy die-cast is secured to housing with two toolless latches.

Neighbor Friendly Optic

- Optional integrated Neighbor Friendly Optic on each LED module to completely control unwanted backlight. Most effective with Type III and IV distributions.

Type X LEAR™ Optical Module:

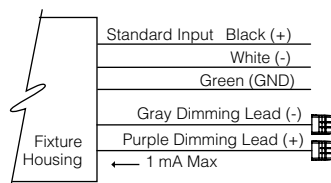
- Turret alignment and thermal transfer design allows for freedom of adjustability and precise aiming of the LEAR LED array.
- Optimized standard distribution or user-defined beam patterns.
- 3000K, 4000K, 5000K standard CCT. Amber and other custom color temperatures available.
- Factory adjusted distributions created from user-defined IES files.
- Toolless 355° rotation adjustment and 70° tilt adjustment with a tamper resistant fastener.
- Type X LEAR modules are IP66 rated and utilize six high output LEDs positioned beneath a precise high purity molded acrylic prism.
- Targeted optics minimize pixilation concerns and provide outstanding performance, uniformity and glare control.

Electrical Components:

- Standard programmable driver allows for programmable drive current settings ranging from 350mA to 900mA.
- Electrical components are strategically located in the driver and gear compartment with a molded silicon grommet seal to provide separation from the optical chamber.
- Maximum lightning surge current 20KA with thermally protected varistor technology. Surge suppression is series circuited preventing total fixture failure.
- Open circuit fault will turn off the luminaire in order to protect the sensitive electronics and acts as a signal for maintenance.
- Programmable Driver is rated for -40°C starting.
- "Thermal Shield", primary side, thermister provides protection for the sustainable life of LEAR modules and electronic components.

Dimming:

- Dimming range from 10% to 100% through the use of the standard 0-10V interface on the programmable driver.
- Modular wiring harness in the service area provides user access to the dimming circuitry.
- Dimming circuitry compatible with 0-10V, user-defined, control devices.
- Optional factory programmed dimming profile.



Support Arm:

- Die-cast, low copper aluminum alloy, with splice access cover.
- Die-cast pole adaptor and an internal reinforcing plate are provided with a wire strain relief.
- The arm adapter is square or circular cut for specified pole size and shape.
- For field wire connections, a terminal block is mounted in the arm cavity and accessible behind the splice access cover. The block accepts #14 to #8 wire sizes and is factory prewired to the electrical module's quick-disconnect plug located inside the electrical compartment.

Optional Slip-Fitter:

- Internally accessible slip-fitter attaches to a 1-1/4" to 2-3/8" tenon and allows hands-free wiring and maintenance.

Wall Mount:

- Optional, cast aluminum mounting plate attaches to a wall over a junction box and the speed mount is bolted to the cover plate. To complete the wiring, the luminaire assembly slides over the mounting plate.

Fusing:

- SF** for 120, 277, and 347 Line volts
- DF** for 208, 240, and 480 Line volts

High temperature fuse holders factory installed inside the fixture housing.
Fuse is included.

Finish:

- Fade and abrasion resistant, electrostatically applied, thermally cured, triglycidyl isocyanurate (TGIC) polyester powdercoat.
- Standard colors include (BL) Black, (DB) Dark Bronze, (GT) Graphite, (PS) Platinum Silver, s(LG) Light Gray, (TT) Titanium, (WH) White, and (CC) Custom Color (Include RAL#).

Certifications and Listings:

- UL 1598 Standard for Luminaires.
- UL 8750 Standard for Safety for Light Emitting Diode (LED) Equipment for use in Lighting Products.
- CSA C22.2#250.0 Luminaires.
- ANSI C136.31-2010 4G Vibration tested and compliant.
- RoHS compliant.
- IP66 certified (LED module/driver only).
- IEC 66262 Mechanical Impact Code IK09.
- IDA approved, 3000K and warmer CCTs only.

CAUTION:

- Fixtures must be grounded in accordance with national, state and/or local electrical codes. Failure to do so may result in serious personal injury.

WARRANTY:

- For full warranty see: <http://www.hubbellighting.com/resources/warranty>

Kim Lighting reserves the right to change specifications without notice.

Controls

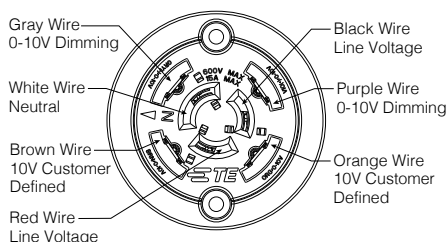
Photocell Receptacle

A25-7

Fully gasketed and wired 7-pin receptacle option. Easy access location above the electrical compartment. 7-pin construction allows for a user-defined interface and provides a controlled definition of operational performance. ANSI twist-lock control module by-others.

Standard customer operation modes:

1. Traditional on/off photoelectric control.
2. 5-pin wireless photoelectric control for added dimming feature.
3. 7-pin wireless photoelectric control for dimming and additional I/O connections for customer use.



Button Photocell

A30 for 120V, **A31** for 208V, **A32** for 240V, **A33** for 277V, **A35** for 347V, **A34** for 480V,

Photocell is factory installed inside the housing with a fully gasketed sensor on the side wall. For multiple fixture mountings, one fixture is supplied with a photocell to operate the others.

Wireless Controls

wiSCAPE™

Hubbell Control Solution's wiSCAPE™ wireless control modules allow an individual fixture to be managed, monitored and measured. The modules communicate securely over a robust certified meshed radio signal. The wiSCAPE modules provide on/off/dim control, external device input, alerts and metering.

WIR-RMI-IO

wiSCAPE Internal Module, 120-480V, 1000ft range (LOS), 3 Digital Inputs/1 Analog Input, 2 Outputs.

WIR-RME-L

wiSCAPE External Module, 120-480V, 1000ft range (LOS), Internal Photocell, 1 Digital Input, Compatible with the A-25-7H option

SiteSync™¹

SiteSync™ wireless control system for reduction in energy and maintenance cost while optimizing light quality 24/7. See ordering information or visit www.hubbellighting.com/products/sitesync for more details.

Fixture-Mounted

Fixture-Mounted Occupancy Sensor up to 16'

SCL

Fixture-Mounted Occupancy Sensor up to 16' - an outdoor occupancy sensor with 0-10V interface dimming control that mounts directly to the pole. Wide 360° pattern. Module colors are available in Black, Gray, and White.

Ordering Example: SCL/277²/BL³

Fixture-Mounted Occupancy Sensor 16' to 30'

SCH

Fixture-Mounted Occupancy Sensor 16' to 30'- an outdoor occupancy sensor with 0-10V interface dimming control that mounts directly to the pole. Wide 360° pattern. Module colors are available in Black, Gray, and White.

Ordering Example: SCH/277²/BL³

Pole Mounted

Round Pole-Mounted Occupancy Sensor up to 16'

SCL-R

Round Pole-Mounted Occupancy Sensor up to 16' - an outdoor occupancy sensor with 0-10V interface dimming control that mounts directly to the pole. Wide 360° pattern. Module colors are available in Black, Gray, and White. Module is cut for round pole mounting. Pole diameter is needed upon order. Poles to be drilled in the field will be provided with installation instructions.

Ordering Example: SCL-R4⁴/277²/BL³

Square Pole-Mounted Occupancy Sensor up to 16'

SCL-S

Square Pole-Mounted Occupancy Sensor up to 16' - an outdoor occupancy sensor with 0-10V interface dimming control that mounts directly to the pole. Wide 360° pattern. Module colors are available in Black, Gray, and White. Module is cut for square pole mounting. Pole diameter is needed upon order. Poles to be drilled in the field will be provided with installation instructions.

Ordering Example: SCL-L/277²/BL³

Round Pole-Mounted Occupancy Sensor 16' to 30'

SCH-R

Round Pole-Mounted Occupancy Sensor: 16' to 30' - an outdoor occupancy sensor with 0-10V interface dimming control that mounts directly to the pole. Wide 360° pattern. Module colors are available in Black, Gray, and White. Module is cut for round pole mounting. Pole diameter is needed upon order. Poles to be drilled in the field will be provided with installation instructions.

Ordering Example: SCH-R4⁴/277²/BL³

Square Pole-Mounted Occupancy Sensor 16' to 30'

SCH-S

Square Pole-Mounted Occupancy Sensor: 16 to 30' - an outdoor occupancy sensor with 0-10V interface dimming control that mounts directly to the pole. Wide 360° pattern. Module colors are available in Black, Gray, and White. Module is cut for round pole mounting. Pole diameter is needed upon order. Poles to be drilled in the field will be provided with installation instructions.

Ordering Example: SCH-S/277²/BL³

SCP

The SCP is a photo-control with motion sensing accessory that mounts to the side of any new or existing 3"-5" round or square straight pole. The SCP enables any pole mounted luminaire in excess of 75 watts, to meet California Title 24 requirements with integral 20KV/10KA surge protection for added reliability and serviceability.

For more detail:

http://www.aal.net/products/sensor_control_programmable

¹PRECOMMISSIONED SITESYNC ORDERING INFORMATION: When ordering a fixture with the SiteSync lighting control option, additional information will be required to complete the order. The SiteSync Commissioning Form or alternate schedule information must be completed. This form includes Project location, Group information, and Operating schedules. For more detailed information please visit www.HubbellLighting.com/products/sitesync or contact Hubbell Lighting tech support at (800) 345-4928.

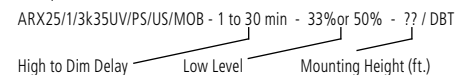
SiteSync fixtures with occupancy sensor (SWPM) require the mounting height of the fixture for selection of the lens.

Examples:

SiteSync only : ARX25/1/3K35UV/PS/US/SWP

SiteSync with Motion Control: ARX25/1/3K35UV/PS/US/SWPM-20F

MOB ORDERING INFORMATION: When ordering a fixture with a dimming occupancy sensor option (MOB), please specify the appropriate information. These settings are specified in the ordering as shown in the example below.



²Voltage, ³Color, ⁴Pole Diameter,