

JOB _____ TYPE _____

NOTES _____ APPROVALS _____

FEATURES

- Independently aimed LEAR™ modules
- 355° rotation and 70° tilt module adjustment
- Wide range of drive currents available
- Design software interface for user-defined Type X distribution creation
- Traditional NEMA distributions available
- IP66 sealed optical chamber

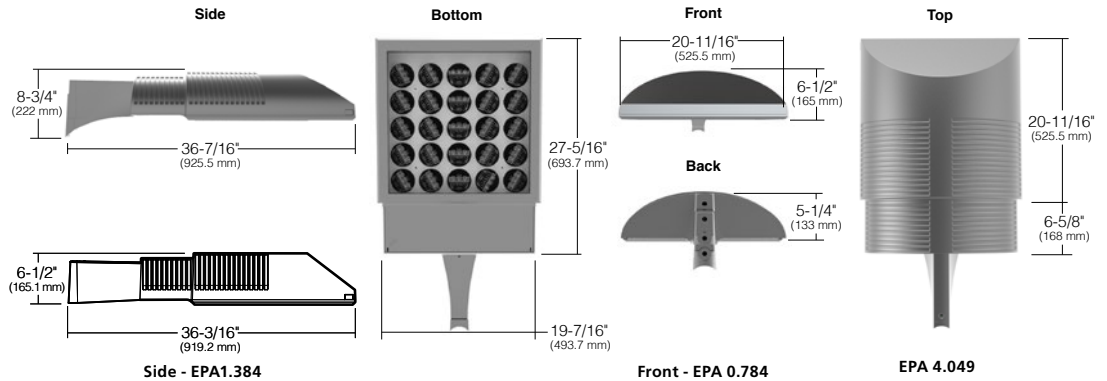
Certifications



SPECIFICATIONS



Max Weight = 68 lbs.



ORDERING CODE

Configuration	EPA	Fixture	Distribution	Electrical Module	Fixture Finish	Arm Support	Photocell Options
1SA	1.0	1 Arm Side Mt.	1 Type I	Color Temperature	LG Light Gray	US Upswept	A25-7 7-pin Photocell Receptacle
2SB	2.0	2 Arm Side Mt.	2 Type II	3K 3000K	BL Black	ST Straight	A30 120V Button Photocell
2SL	1.9	2 Arm Side Mt.	3 Type III	4K 4000K	DB Dark Bronze		A31 208V Button Photocell
3ST	2.9	3 Arm Side Mt.	4 Type IV	5K 5000K	GT Graphite		A32 240V Button Photocell
3SY*	2.2	3 Arm Side Mt.	5 Type V	Drive Current	PS Platinum Silver		A33 277V Button Photocell
4SC	2.9	4 Arm Side Mt.	L Left	35 350mA	TT Titanium		A34 480V Button Photocell
1W	1.0	Single Wall Mt.	R Right	40 400mA	WH White		A35 347V Button Photocell
HSF	0.3	Horizontal Slip Fitter	X Type X ¹	45 450mA	CC Custom Color ³		
				50 500mA			
				55 550mA			
				60 600mA ²			

*Available round poles only. EPA is for Fixture only

Fuse Options	Lens Option	NFO Option	Control Options	Mounting Options
SF 120, 277, 347 Line Volts DF 208, 240, 480 Line Volts	FGL Flat Glass Lens	NFO Neighbor Friendly Optic	WIR-RMI-IO Wireless 120 - 347V 1000 Foot Range WiScape RF mesh control system with off/on/dim, motion, photo, GPS location, alert, monitoring and metering capabilities. SWP^{4,5} SiteSync Wireless Pre-Commission SWPM^{4,5,6} SiteSync Wireless Pre-Commission w/ Occupancy Sensor	VSF Vertical Slipfitter Mount for 2" pipe tenon, (2-3/8" O.D.) SVSF Vertical Slipfitter Mount square for 2" pipe tenon, (2-3/8" O.D.) <u>Side Arm Mount</u> 3-4RD 3.3" to 4.2" O.D. round pole 4-6RD 4.5" to 6" O.D. round pole SQ Square Pole



For Pole Spec Select: http://www.kimlighting.com/products/arms_and_poles/
 For Control Spec Select: <http://trpsl.com/index.html>

Microsoft, Encarta, MSN, and Windows are either registered trademarks or trademarks of Microsoft Corporation in the United States and/or other countries.

Kim Lighting reserves the right to change specifications without notice.

¹ User-defined distributions must include IES# file where indicated
² ARX25 with lens is limited to 600mA.
³ Custom colors subject to additional charges, minimum quantities and extended lead times. Consult representative.
⁴ Not available with other control or sensor options. PEC is available with MOB and OCS.
⁵ Specify group and zone. See SiteSync product page www.hubbellighting.com/controls/sitesync for more details.
⁶ Specify time delay, dimming level and mounting height.

ARX LEAR™ 5X5 Site/Area

Distribution Type	Photometrics (3000K)											
Field Angle - 10% max	Drive Current											
	350 mA		400 mA		450 mA		500 mA		550 mA		600 mA	
	Lumens	B-U-G	Lumens	B-U-G	Lumens	B-U-G	Lumens	B-U-G	Lumens	B-U-G	Lumens	B-U-G
Type 1	16277	B4 U0 G4	18190	B4 U0 G4	20081	B4 U0 G4	21816	B4 U0 G4	23466	B4 U0 G4	25104	B4 U0 G4
Type 2	15043	B3 U0 G3	16811	B3 U0 G3	18559	B3 U0 G3	20162	B3 U0 G3	21686	B3 U0 G3	23200	B3 U0 G3
Type 3	14936	B2 U0 G3	16837	B3 U0 G3	18421	B3 U0 G3	20017	B3 U0 G3	20453	B3 U0 G3	21470	B3 U0 G4
Type 4	15079	B1 U0 G2	16850	B2 U0 G3	18603	B2 U0 G3	20210	B2 U0 G3	21738	B2 U0 G3	23255	B2 U0 G4
Type 5	16573	B1 U0 G2	18520	B2 U0 G3	20446	B2 U0 G3	22213	B2 U0 G3	23892	B2 U0 G3	25560	B2 U0 G4

Distribution Type	Photometrics (4000K)											
Field Angle - 10% max	Drive Current											
	350 mA		400 mA		450 mA		500 mA		550 mA		600 mA	
	Lumens	B-U-G	Lumens	B-U-G	Lumens	B-U-G	Lumens	B-U-G	Lumens	B-U-G	Lumens	B-U-G
Type 1	17090	B4 U0 G4	19099	B4 U0 G4	21084	B4 U0 G4	22853	B4 U0 G4	24581	B4 U0 G4	26297	B4 U0 G4
Type 2	15794	B3 U0 G3	17650	B3 U0 G3	19486	B3 U0 G3	21120	B3 U0 G3	22717	B3 U0 G3	24302	B3 U0 G3
Type 3	15682	B3 U0 G3	17677	B3 U0 G3	19341	B3 U0 G3	20968	B3 U0 G3	21424	B3 U0 G3	22907	B3 U0 G4
Type 4	15832	B1 U0 G3	17692	B2 U0 G3	19532	B2 U0 G3	21170	B2 U0 G3	22771	B2 U0 G4	24360	B2 U0 G4
Type 5	17401	B1 U0 G3	19445	B2 U0 G3	21467	B2 U0 G3	23268	B2 U0 G3	25027	B2 U0 G4	26774	B2 U0 G4

Distribution Type	Photometrics (5000K)											
Field Angle - 10% max	Drive Current											
	350 mA		400 mA		450 mA		500 mA		550 mA		600 mA	
	Lumens	B-U-G	Lumens	B-U-G	Lumens	B-U-G	Lumens	B-U-G	Lumens	B-U-G	Lumens	B-U-G
Type 1	17789	B4 U0 G4	19879	B4 U0 G4	21946	B4 U0 G4	23930	B4 U0 G4	25739	B4 U0 G4	27536	B4 U0 G4
Type 2	16440	B3 U0 G3	18372	B3 U0 G3	20282	B3 U0 G3	22115	B3 U0 G3	23787	B3 U0 G3	25447	B3 U0 G4
Type 3	16323	B3 U0 G3	18400	B3 U0 G3	20132	B3 U0 G3	21956	B3 U0 G3	22434	B3 U0 G4	23612	B3 U0 G4
Type 4	16479	B1 U0 G3	18415	B2 U0 G3	20330	B2 U0 G3	22168	B2 U0 G3	23843	B2 U0 G4	25508	B2 U0 G2
Type 5	18112	B1 U0 G3	20240	B2 U0 G3	22345	B2 U0 G3	24364	B2 U0 G3	26206	B2 U0 G4	28036	B2 U0 G2

Electrical Characteristics										Dimming						
Current	System Watts	Line Voltage		Amps AC						Min. Power Factor	Max THD (%)	Dimming Range	Source current out of 0-10V purple wire		Absolute voltage range on 0-10V (+) purple wire	
		VAC	Hz	120	208	240	277	347	480				Min	Max	Min	Max
350 mA	167	120-480	50/60	0.72	1.25	1.44	1.66	2.08	2.87	>0.9	20	10% to 100%	0mA	1mA	0V	10V
400 mA	190			0.63	1.10	1.26	1.46	1.83	2.53							
450 mA	213			0.56	0.98	1.13	1.30	1.63	2.25							
500 mA	236			0.51	0.88	1.02	1.17	1.47	2.04							
550 mA	260			0.46	0.80	0.92	1.07	1.34	1.85							
600 mA	283			0.42	0.74	0.85	0.98	1.23	1.70							

TM-21 LIFETIME CALCULATION

Optical System	Ambient Environment °C	Projected Lumen Maintenance				Reported L70
		16	26	TM-21 60	100	
LEAR™	25	97.99%	97.08%	94.03%	90.58%	> 36,000 hrs

LED COLOR

Designation	Spectroradiometric		
	3K	4K	5K
CRI Minimum	≥72	≥72	≥72
S/P Ratio	1.33	1.66	1.78

Consult factory for Amber, Turtle Friendly, Gulf Coast and Observatory applications.

Kim Lighting reserves the right to change specifications without notice.

SPECIFICATIONS

Housing:

- Low copper aluminum alloy die-casting is designed as one-piece and has external cooling ribs.
- Solid, cast aluminum, wall creates a thermal barrier between the optical and electrical compartments.
- A molded silicone gasket throughout insures the sealing between the two compartments and provides ingress protection.
- Housing is designed with integral LED module "turrets" utilized for both thermal transfer and for securing the location of each LEAR™ Optical Module. The turrets are spaced in rows of 4 X 4 and are designed to optimize photometric performance for standard and Type X user-defined distributions.
- IP66 certified to protect the optical chamber from dust and water ingress.
- IK09 rated enclosure protects electrical equipment against external mechanical impacts.

Lens Frame:

- One-piece low copper aluminum alloy die-cast is secured to housing with two toolless latches.

Neighbor Friendly Optic

- Optional integrated Neighbor Friendly Optic on each LED module to completely control unwanted backlight. Most effective with Type III and IV distributions.

Lens

- One-piece flat glass lens slips into reveal. Extra silicone gasketing is provided to retain a clear optical compartment. CAUTION: Use only when vandalism is anticipated to be high.

Type X LEAR™ Optical Module:

- Turret alignment and thermal transfer design allows for freedom of adjustability and precise aiming of the LEAR LED array.
- Optimized standard distribution or user-defined beam patterns.
- 3000K, 4000K, 5000K standard CCT. Amber and other custom color temperatures available.
- Factory adjusted distributions created from user-defined IES files.
- Toolless 355° rotation adjustment and 70° tilt adjustment with tamper resistant fastener.
- Type X LEAR modules are IP66 rated and utilize six high output LEDs positioned beneath a precise, high purity molded acrylic prism.

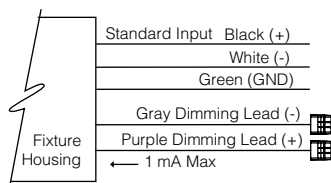
- Targeted optics minimize pixilation concerns and provide outstanding performance, uniformity and glare control.

Electrical Components:

- Standard programmable driver allows for programmable drive current settings ranging from 350mA to 700mA.
- Electrical components are strategically located in the driver gear compartment with a molded silicon grommet seal to provide separation from the optical chamber.
- Maximum lightning surge current 20KA with thermally protected varistor technology. Surge suppression is series circuited preventing total fixture failure.
- Open circuit fault will turn off the luminaire in order to protect the sensitive electronics and acts as a signal for maintenance.
- Programmable Driver is rated for -40°C starting.
- "Thermal Shield", primary side, thermister provides protection for the sustainable life of LEAR modules and electronic components.

Dimming:

- Dimming range from 10% to 100% through the use of the standard 0-10V interface on the programmable driver.
- Modular wiring harness in the service area provides user access to the dimming circuitry.
- Dimming circuitry compatible with 0-10V, user-defined, control devices.
- Optional factory programmed dimming profile.



Support Arm:

- Die-cast, low copper aluminum alloy, with splice access cover.
- Die-cast pole adaptor and an internal reinforcing plate are provided with a wire strain relief.
- The arm adaptor is square or circular cut for specified pole size and shape.
- For field wire connections, a terminal block is mounted in the arm cavity and accessible behind the splice access cover. The block accepts #14 to #8 wire sizes and is factory prewired to the electrical module's quick-disconnect plug inside the electrical compartment.

Optional Slip-Fitter:

- Internally accessible slip-fitter attaches to a 1-1/4" to 2-3/8" tenon and allows hands-free wiring and maintenance.

Optional Wall Mount:

- Optional, cast aluminum mounting plate attaches to a wall over a junction box and the speed mount is bolted to the cover plate. To complete the wiring, the luminaire assembly slides over the mounting plate.

Fusing:

SF for 120, 277, and 347 Line volts
DF for 208, 240, and 480 Line volts

- High temperature fuse holders factory installed inside the fixture housing. Fuse is included.

Finish:

- Fade and abrasion resistant, electrostatically applied, thermally cured, triglycidal isocyanurate (TGIC) polyester powdercoat.
- Standard colors include (BL) Black, (DB) Dark Bronze, (GT) Graphite, (PS) Platinum Silver, (LG) Light Gray, (TT) Titanium, (WH) White, and (CC) Custom Color (Include RAL#).

Certifications and Listings:

- UL 1598 Standard for Luminaires.
- UL 8750 Standard for Safety for Light Emitting Diode (LED) Equipment for use in Lighting Products.
- CSA C22.2#250.0 Luminaires.
- ANSI C136.31-2010 4G Vibration tested and compliant.
- RoHS compliant.
- IP66 certified.
- IEC 66262 Mechanical Impact Code IK09.
- IDA approved, 3000K and warmer CCTs only.
- **CAUTION:**
- Fixtures must be grounded in accordance with national, state and/or local electrical codes. Failure to do so may result in serious personal injury.

WARRANTY:

- For full warranty see: <http://www.hubbellighting.com/resources/warranty>

Kim Lighting reserves the right to change specifications without notice.

Controls

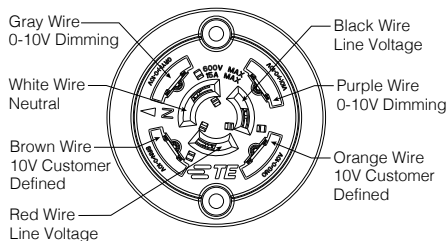
Photocell Receptacle

A25-7

Fully gasketed and wired 7-pin receptacle option. Easy access location above the electrical compartment. 7-pin construction allows for a user-defined interface and provides a controlled definition of operational performance. ANSI twist-lock control module by-others.

Standard customer operation modes:

1. Traditional on/off photoelectric control.
2. 5-pin wireless photoelectric control for added dimming feature.
3. 7-pin wireless photoelectric control for dimming and additional I/O connections for customer use.



Button Photocell

A30 for 120V, **A31** for 208V, **A32** for 240V, **A33** for 277V, **A35** for 347V, **A34** for 480V,

Photocell is factory installed inside the housing with a fully gasketed sensor on the side wall. For multiple fixture mountings, one fixture is supplied with a photocell to operate the others.

wiSCAPE™

Hubbell Building Automation's wiSCAPE™ In-Fixture Module is a bi-directional wireless RF device that allows an individual fixture to be managed, monitored and metered. The wiSCAPE In-Fixture Module communicates wirelessly over a robust 2.4GHz ISM (Industrial, Scientific and Medical) certified meshed radio signal. The wiSCAPE Fixture Module drastically simplifies control and automation of projects, especially in retrofit environments, and challenges the legacy world of wired-systems. wiSCAPE wireless control technology easily adapts to complex automation situations for quick, simple and economical commissioning. The On-Fixture Module is compatible with A-25-7H option.

WIR-RMI-IO

120 - 347V 1000 Foot Range WiScape RF mesh control system with off/on/dim, motion, photo, GPS location, alert, monitoring and metering capabilities.

SiteSync™¹

SiteSync™ wireless control system for reduction in energy and maintenance cost while optimizing light quality 24/7. See ordering information or visit www.hubbellighting.com/products/sitesync for more details.

Fixture-Mounted

Fixture-Mounted Occupancy Sensor up to 16'

SCL

Fixture-Mounted Occupancy Sensor up to 16' - an outdoor occupancy sensor with 0-10V interface dimming control that mounts directly to the pole. Wide 360° pattern. Module colors are available in Black, Gray, and White.

Ordering Example: SCL/277²/BL³

Fixture-Mounted Occupancy Sensor 16' to 30'

SCH

Fixture-Mounted Occupancy Sensor 16' to 30' - an outdoor occupancy sensor with 0-10V interface dimming control that mounts directly to the pole. Wide 360° pattern. Module colors are available in Black, Gray, and White.

Ordering Example: SCH/277²/BL³

Pole Mounted

Round Pole-Mounted Occupancy Sensor up to 16'

SCL-R

Round Pole-Mounted Occupancy Sensor up to 16' - an outdoor occupancy sensor with 0-10V interface dimming control that mounts directly to the pole. Wide 360° pattern. Module colors are available in Black, Gray, and White. Module is cut for round pole mounting. Pole diameter is needed upon order. Poles to be drilled in the field will be provided with installation instructions.

Ordering Example: SCL-R4⁴/277²/BL³

Square Pole-Mounted Occupancy Sensor up to 16'

SCL-S

Square Pole-Mounted Occupancy Sensor up to 16' - an outdoor occupancy sensor with 0-10V interface dimming control that mounts directly to the pole. Wide 360° pattern. Module colors are available in Black, Gray, and White. Module is cut for square pole mounting. Pole diameter is needed upon order. Poles to be drilled in the field will be provided with installation instructions.

Ordering Example: SCL-L/277²/BL³

Round Pole-Mounted Occupancy Sensor 16' to 30'

SCH-R

Round Pole-Mounted Occupancy Sensor: 16' to 30' - an outdoor occupancy sensor with 0-10V interface dimming control that mounts directly to the pole. Wide 360° pattern. Module colors are available in Black, Gray, and White. Module is cut for round pole mounting. Pole diameter is needed upon order. Poles to be drilled in the field will be provided with installation instructions.

Ordering Example: SCH-R4⁴/277²/BL³

Square Pole-Mounted Occupancy Sensor 16' to 30'

SCH-S

Square Pole-Mounted Occupancy Sensor: 16 to 30' - an outdoor occupancy sensor with 0-10V interface dimming control that mounts directly to the pole. Wide 360° pattern. Module colors are available in Black, Gray, and White. Module is cut for round pole mounting. Pole diameter is needed upon order. Poles to be drilled in the field will be provided with installation instructions.

Ordering Example: SCH-S/277²/BL³

SCP

The SCP is a photo-control with motion sensing accessory that mounts to the side of any new or existing 3"-5" round or square straight pole. The SCP enables any pole mounted luminaire in excess of 75 watts, to meet California Title 24 requirements with integral 20KV/10KA surge protection for added reliability and serviceability.

For more detail:

http://www.aal.net/products/sensor_control_programmable

¹PRECOMMISSIONED SITESYNC ORDERING INFORMATION: When ordering a fixture with the SiteSync lighting control option, additional information will be required to complete the order. The SiteSync Commissioning Form or alternate schedule information must be completed. This form includes Project location, Group information, and Operating schedules. For more detailed information please visit www.HubbellLighting.com/products/sitesync or contact Hubbell Lighting tech support at (800) 345-4928.

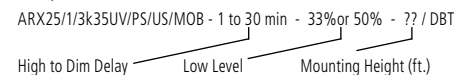
SiteSync fixtures with occupancy sensor (SWPM) require the mounting height of the fixture for selection of the lens.

Examples:

SiteSync only : ARX25/1/3K35UV/PS/US/SWP

SiteSync with Motion Control: ARX25/1/3K35UV/PS/US/SWPM-20F

MOB ORDERING INFORMATION: When ordering a fixture with a dimming occupancy sensor option (MOB), please specify the appropriate information. These settings are specified in the ordering as shown in the example below.



²Voltage, ³Color, ⁴Pole Diameter,