

Type:
 Job:
 Catalog number:

LED Kit / Electrical Module / Option



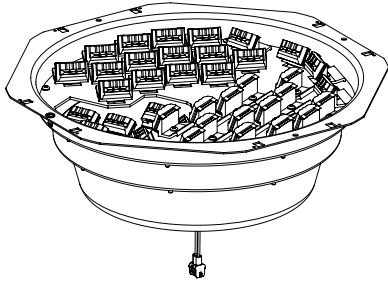
Approvals:

Date:
Page: 1 of 4

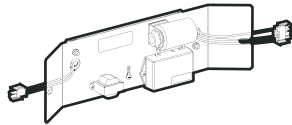
Specifications

CC21-LED-KIT

For CC21, CCS21 and VL21
 120 Light Emitting Diodes
 Total Max System Watts = 126W



LED EmitterDeck®



Electrical Module

Electronic Module: All electrical components are UL recognized, mounted on a single plate and factory prewired with quick-disconnect plugs. Module includes a driver, LifeShield® temperature control device and surge protector. Electrical module attaches to housing with no-tool hinges and latches, accessible by opening the lens frame only. Driver is rated for -40°F starting and has a 0-10V dimming interface for multi-level illumination options.

Optical Module: Each Precision, replaceable PicoEmitter is positioned to achieve directional control toward desired task. The entire EmitterDeck® fastens to the housing as a one-piece module.

Listed To: UL 1598 Standard for Luminaires - UL 8750 Standard for Safety for Light Emitting Diode (LED) Equipment for use in Lighting Products and CSA C22.2#250.0 Luminaires.

NOTE: Existing product conditions are taken as the base point. Participation rules apply. See complete warranty provisions for further details.

IMPORTANT: Disable all power to the luminaire before conducting any maintenance or upgrade activity. Failure to do so will create a hazardous working environment.

CAUTION: Fixtures must be grounded in accordance with national, state and/or local electrical codes. Failure to do so may result in serious personal injury.

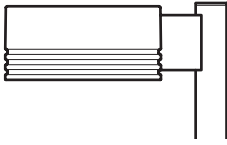
Suggested Tools:

- Flathead Screw Driver

Type:

Job:

Page: 2 of 4



Standard Features†

Fixture

Cat. No. designates fixture and distribution

CC21-LED-KIT

Upgrade Kit:
 CC21-LED-KIT

x

Distribution:

- 1 = Type I
- 2 = Type II
- 3 = Type III
- 4 = Type IV
- 5 = Type V
- R = Type R Right
- L = Type L Left

E

Optic:
 E = PicoEmitter™

35

Current:
 35 = 350 mA

Light Distribution:



TYPE II



TYPE III



TYPE IV



TYPE V



TYPE L



TYPE R

Electrical Module

Cat. Nos. for Electrical Modules available:

120L

Source:

120L = 120 LED's

xK

Color Temperature:

- 2K = 580nm - Amber
- 3K = 3000K
- 4K = 4200K
- 5K = 5100K

x

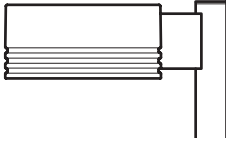
Voltage:

- 120 = 120V
- 208 = 208V
- 240 = 240V
- 277 = 277V
- 347 = 347V¹
- 480 = 480V¹

¹Due to current unavailability of 347V and 480V drivers, specification of these voltages may feature an integral step-down transformer.

Type:

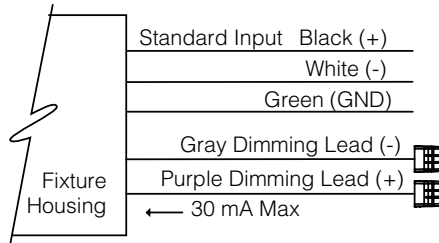
Job:



Standard Features

0-10V Dimming Interface

Driver has a 0-10V dimming interface with a dimming range of 10-100%. Is compatible with most control systems including Hubbell Building Automation wiHUBB™. Approved dimmers include Lutron Diva AVTV, Lutron Nova NFTV and NTFTV. Note: Not compatible with current sourcing dimmers. Controls compatible via Gray and Purple dimming lead.

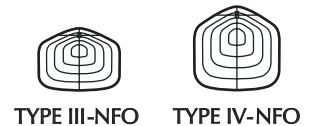


Optional Features

Neighbor Friendly Optic:

- Cat. No. NFO
 No Option

Integrated Neighbor Friendly Optic on each PicoEmitter™ module to completely control unwanted backlight. Most effective with Type III and IV distributions.



Fusing

- Cat. No. (see right)
 No Option

High temperature fuse holders factory installed inside the fixture housing. Fuse included.

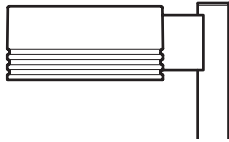
- Line Volts: 120V 208V 240V 277V 347V 480V
 Cat. No.: SF DF DF SF SF DF



Type:

Job:

Page: 4 of 4



Lumen Data

Spectroradiometric			
	3000K Average	4200K Average	5100K Average
Correlated Color Temp. CCT (K)	2800K-3175K	3800K-4600K	4600K-5600K
Color Rendering Index (CRI)	≥80	≥80	≥70
Power Factor	>.90	>.90	>.90

Projected Lumen Maintenance		
mA	100,000 hrs	(Calculated L70)
350	93.92%	669,000 hrs.

Electrical Drive Current		
Volts - AC	Amps - AC	System Watts
120	1.05	126
208	0.61	126
240	0.53	126
277	0.45	126
347	0.36	126
480	0.26	126

B.U.G. Rating (TM15) in Lumens wher B = Backlight, U = Uplight, G = Glare								
Temperature	TYPE 1	TYPE 2	TYPE 3	TYPE 3 NFO	TYPE 4	TYPE 4 NFO	TYPE 5	TYPE L/R
3000K	TBD	B2 U0 G2	B2 U0 G2	B1 U0 G2	B1 U0 G2	B1 U0 G2	B3 U0 G1	TBD
4200K	TBD	B3 U0 G3	B2 U0 G2	B2 U0 G2	B1 U0 G2	B1 U0 G2	B3 U0 G2	TBD
5100K	TBD	B3 U0 G3	B2 U0 G2	B2 U0 G2	B1 U0 G2	B1 U0 G2	B3 U0 G2	TBD

Absolute Lumens								
Temperature	TYPE 1	TYPE 2	TYPE 3	TYPE 3 NFO	TYPE 4	TYPE 4 NFO	TYPE 5	TYPE L/R
3000K	TBD	8280	8097	6638	8074	6752	8541	TBD
4200K	TBD	10530	10297	8440	10268	8586	10862	TBD
5100K	TBD	11434	11181	9164	11149	9323	11794	TBD

LED performance and lumen output continues to improve at a rapid pace. Log onto www.kimlighting.com to download the most current photometric files from Kim Lighting's IES File Library. For custom optics and color temperature configurations, contact factory.

For warranty see <http://www.hubbellighting.com/resources/warranty>