

Type:
Job:

Approvals:

Fixture Catalog number:

Fixture Options:

Fixture and Finish

Ordered separately from fixture, see page 3.
See 120 Volt Mounting Options Spec Sheet for mounting options

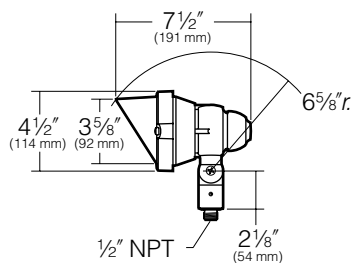
Date:

Page: 1 of 4

Specifications

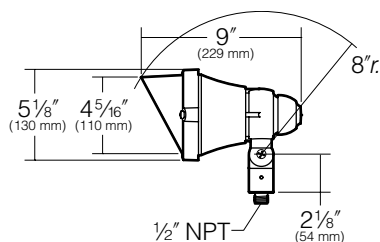
EL700/7L

7 Light Emitting Diodes



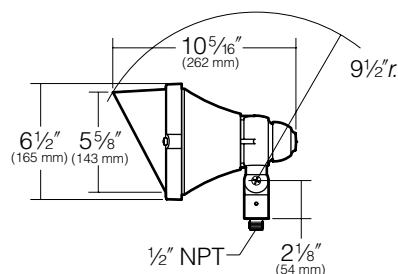
EL700/9L

9 Light Emitting Diodes



EL700/12L

12 Light Emitting Diodes



Housing: Die-cast aluminum body and lens frame.

Swivel: Die-cast aluminum with locking teeth and 1/2" solid brass NPT mount. Provides horizontal rotation independent of the threaded mount. Swivel locked by 1/4-20 stainless set screw. Clear anodized prior to powder coating for added corrosion resistance.

Gasketing: Silicone gaskets throughout.

Fasteners: Stainless steel.

Wiring: No. 18AWM rated 105°C.

Optical System: High performance acrylic optic securely attached to internal heat sink for maximum thermal dissipation.

Driver: Universal Voltage from 120 to 277V with a ±10% tolerance. -40°F. starting temperature. All drivers are Underwriters Laboratories recognized.

Finish: Each luminaire receives a fade and abrasion resistant, electrostatically applied, thermally cured, triglycidal isocyanurate (TGIC) polyester powdercoat finish. Standard colors include (BL) Black, (DB) Dark Bronze, (GR) Verde Green.

Listed to: UL 1598 Standard for Luminaires - UL 8750 Standard for Safety for Light Emitting Diode (LED) Equipment for use in Lighting Products and CAN/CSA C22.2 No. 250.0 -08 Luminaires. LEDs and drivers are RoHS compliant.

CAUTION: Fixtures must be grounded in accordance with national, state and/or local electrical codes, Failure to do so may result in serious personal injury.



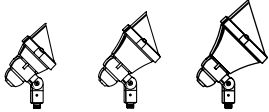
U.S. PATENT D424,731

KIM LIGHTING RESERVES THE RIGHT TO CHANGE SPECIFICATIONS WITHOUT NOTICE.

Type:

Job:

Page: 2 of 4



Standard Features

Ordering Information	Fixture	Source
	<input type="checkbox"/> EL700S3/7L3KUV ¹	9W, 7 LEDs, 3000K
	<input type="checkbox"/> EL700S3/7L4KUV ¹	9W, 7 LEDs, 4200K
	<input type="checkbox"/> EL700S3/7L5KUV ¹	9W, 7 LEDs, 5100K
	<input type="checkbox"/> EL700F3/7L3KUV ¹	9W, 7 LEDs, 3000K
	<input type="checkbox"/> EL700F3/7L4KUV ¹	9W, 7 LEDs, 4200K
	<input type="checkbox"/> EL700F3/7L5KUV ¹	9W, 7 LEDs, 5100K
	<input type="checkbox"/> EL700S3/9L3KUV ¹	11W, 9 LEDs, 3000K
	<input type="checkbox"/> EL700S3/9L4KUV ¹	11W, 9 LEDs, 4200K
	<input type="checkbox"/> EL700S3/9L5KUV ¹	11W, 9 LEDs, 5100K
	<input type="checkbox"/> EL700F3/9L3KUV ¹	11W, 9 LEDs, 3000K
	<input type="checkbox"/> EL700F3/9L4KUV ¹	11W, 9 LEDs, 4200K
	<input type="checkbox"/> EL700F3/9L5KUV ¹	11W, 9 LEDs, 5100K
	<input type="checkbox"/> EL700S3/12L3KUV ¹	14W, 12 LEDs, 3000K
	<input type="checkbox"/> EL700S3/12L4KUV ¹	14W, 12 LEDs, 4200K
	<input type="checkbox"/> EL700S3/12L5KUV ¹	14W, 12 LEDs, 5100K
	<input type="checkbox"/> EL700F3/12L3KUV ¹	14W, 12 LEDs, 3000K
	<input type="checkbox"/> EL700F3/12L4KUV ¹	14W, 12 LEDs, 4200K
	<input type="checkbox"/> EL700F3/12L5KUV ¹	14W, 12 LEDs, 5100K
	¹ S = Spot, F = Narrow Flood, 3 = 350mA, UV = Universal Voltage from 120 to 277V with a ±10% tolerance.	
Finish TGIC powder coat.	Color: Black Dark Bronze Verde Green Cat. No.: <input type="checkbox"/> BL <input type="checkbox"/> DB <input type="checkbox"/> GR	

Type:

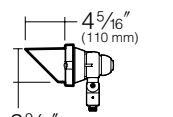
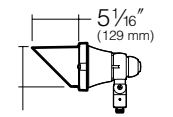
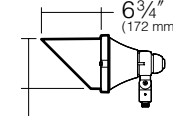
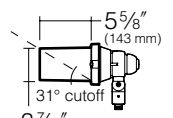
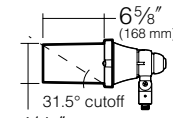
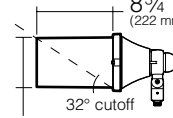



Job:

Page: 3 of 4



Fixture Options

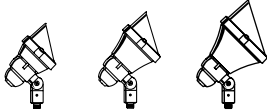
Ordered Separately from Fixture

<p>Aluminum Adjustable Glare Shield</p>	<p>Spun aluminum shield with 45° cut and drain hole. Includes die-cast low copper alloy (< 0.6%) aluminum lens ring. The shield is rotatable 360°. Replaces standard lens ring/hood on fixture.</p>			
	 <p>4⁵/₁₆" (110 mm) 3⁹/₁₆" DIA. (91 mm)</p>	 <p>5¹/₁₆" (129 mm) 4³/₁₆" DIA. (106 mm)</p>	 <p>6³/₄" (172 mm) 5¹¹/₁₆" DIA. (145 mm)</p>	
Finish	EL700/7L	EL700/9L	EL700/12L	
Black	<input type="checkbox"/> AGS72BL	<input type="checkbox"/> AGS73BL	<input type="checkbox"/> AGS74BL	<input type="checkbox"/> No Option
Dark Bronze	<input type="checkbox"/> AGS72DB	<input type="checkbox"/> AGS73DB	<input type="checkbox"/> AGS74DB	<input type="checkbox"/> No Option
Verde Green	<input type="checkbox"/> AGS72GR	<input type="checkbox"/> AGS73GR	<input type="checkbox"/> AGS74GR	<input type="checkbox"/> No Option
<p>Aluminum Full Glare Shield</p>	<p>Spun aluminum shield with drain hole. Includes die-cast low copper aluminum lens ring. Replaces standard lens ring/hood on fixture.</p>			
	 <p>5⁵/₈" (143 mm) 31° cutoff 3⁷/₁₆" DIA. (87 mm)</p>	 <p>6⁵/₈" (168 mm) 31.5° cutoff 4¹/₁₆" DIA. (103 mm)</p>	 <p>8³/₄" (222 mm) 32° cutoff 5⁹/₁₆" DIA.</p>	
Finish	EL700/7L	EL700/9L	EL700/12L	
Black	<input type="checkbox"/> FGS72BL	<input type="checkbox"/> FGS73BL	<input type="checkbox"/> FGS74BL	<input type="checkbox"/> No Option
Dark Bronze	<input type="checkbox"/> FGS72DB	<input type="checkbox"/> FGS73DB	<input type="checkbox"/> FGS74DB	<input type="checkbox"/> No Option
Verde Green	<input type="checkbox"/> FGS72GR	<input type="checkbox"/> FGS73GR	<input type="checkbox"/> FGS74GR	<input type="checkbox"/> No Option
<p>Debris Screen</p>	<p>Stainless steel wire screen welded to flange, and held in place with spring clips. Screen inserts inside full glare shield only. All debris screens are black iridite colored.</p>			
				
Finish	EL700/7L	EL700/9L	EL700/12L	
Black	<input type="checkbox"/> DS72	<input type="checkbox"/> DS73	<input type="checkbox"/> DS74	<input type="checkbox"/> No Option
<p>Mounting</p>	<p>Refer to 120 Volt Mounting Options Spec Sheet http://www.kimlighting.com/content/products/specs/specs_files/kl_120vmounting_spec.pdf for individual mounting options.</p>			

Type:

Job:

Page: 4 of 4



Lumen Data

Spectroradiometric			
	3000K	4200K	5100K
Correlated Color Temp. CCT (K)	2800 to 3175K	3800 to 4600K	4600 to 5600K
Color Rendering Index (CRI)	≤80	≤80	≤70
Power Factor	>.90 @ 120V	>.90 @ 120V	>.90 @ 120V

Electrical Drive Current									
Current	EL700-7L			EL700-9L			EL700-12L		
	Volts -AC	Amps - AC	System Watts	Volts -AC	Amps - AC	System Watts	Volts -AC	Amps - AC	System Watts
350mA	120	0.08	9	120	0.09	11	120	0.13	14
	208	0.05	9	208	0.06	11	208	0.08	14
	240	0.04	9	240	0.05	11	240	0.07	14
	277	0.04	9	277	0.04	11	277	0.06	14

Absolute Lumens									
Current	EL700-7L			EL700-9L			EL700-12L		
	Temp.	Spot	Narrow Flood	Temp.	Spot	Narrow Flood	Temp.	Spot	Narrow Flood
350mA	3000K	806	502	3000K	1031	714	3000K	1334	918
	4200K	1047	661	4200K	1339	939	4200K	1778	1208
	5100K	1173	741	5100K	1500	1024	5100K	1938	1317

Main Beam Candela and Beam Angle															
Current	EL700-7L					EL700-9L					EL700-12L				
	Temp.	Spot	Beam°	Narrow Flood	Beam°	Temp.	Spot	Beam°	Narrow Flood	Beam°	Temp.	Spot	Beam°	Narrow Flood	Beam°
350mA	3000K	5553	15°	1170	35°	3000K	6499	15°	3134	35°	3000K	9528	15°	3782	35°
	4200K	7214	15°	1544	35°	4200K	8441	15°	4121	35°	4200K	12699	15°	4977	35°
	5100K	8082	15°	1730	35°	5100K	9456	15°	4494	35°	5100K	13842	15°	5426	35°

LED performance and lumen output continues to improve at a rapid pace. Log onto www.kimlighting.com to download the most current photometric files from Kim Lighting's IES File Library. For custom optics and color temperature configurations, contact factory.

Projected Lumen Maintenance		
TM21-11*	100,000 hrs	Calculated (L70)
.97	.96	1,003,000 hrs

* 60,000 hrs, 350mA, Ts 46-51°C / 25°C ambient.