

Type:
Job:
Ordering Example:

1A / AE17H3 / 150PMH277 / LG-P / HA34S-TM1 / HAF2

Mtg. Fixture Elec Module Finish Options

Ordering Information

Always refer to the specific luminaire catalog, and the ordering information page within that catalog. Place the optional Heritage Arm catalog number as an "Option" following the Fixture catalog numbers

Approvals:

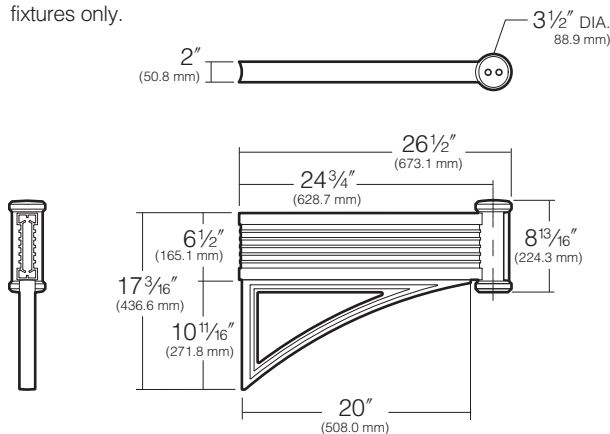
Date:
Page: 1 of 3

Specifications

HA34L

Large Arm

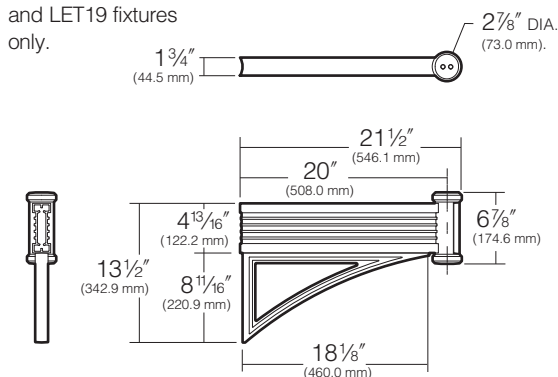
for Kim LET26 fixtures only.



HA34S

Small Arm

for Kim NS, SRS, and LET19 fixtures only.



Arm: Extruded aluminum side-mounted arm with cast aluminum gusset mounted to bottom. Fixture mounting hub is open for access to wiring connections and stainless steel mounting rods, and enclosed by a flush mounted cast aluminum cover secured with stainless steel screws. Cast aluminum finial may be selected to close off top of mounting hub (flat cap standard). Attachment to pole is by $\frac{3}{8}$ " stainless steel rods, nuts and washers. Stainless steel rods thread into a pole backing plate located inside the pole. Pole backing plate is heavy gauge zinc plated steel, and includes a wire strain relief and grounding connection. For round poles, arm is circular cut for the specific pole diameter. Arm-to-luminaire attachment is by concealed stainless steel rods, projecting into the fixture where nuts and washers secure the mounting. Small arm utilizes $\frac{3}{8}$ " studs.

Finish: Premium Super TGIC thermoset polyester powder coating, 2.5 mil nominal thickness, applied over a titanated zirconium conversion coating. Arm color is always provided to match the selected pole and luminaire color.

Optional Arm Finial: (See page 3)

Optional Wall Mount: (See page 3)






Optional Tenon Mount: (See page 3)

NOTES:

- 1) Refer to page **75** of Arms and Poles Selection Guide for wind map and application information.
- 2) Refer to pages **78** and **79** of Arms and Poles Selection Guide for luminaire Optical Centerline Matrix.
- 3) A regularly scheduled maintenance program must be established to insure paint coating is intact, corrosion or structural damage has not occurred, and all mounting rods, nuts and bolts are tight. Failure to do so could lead to damage or serious personal injury.

Type:
 Job:

Standard Features

ERA® Arm	Arm/Fixture	Mounting Configuration					
HA34		Plan View:					
		Cat. No.:	1A	2B	3Y	4C	1W
	Large	EPA:					
	HA34L - LET26		2.8	5.6	6.8	7.3	n/a
	Small						
HA34S - NS		2.1	4.2	5.3	5.8	n/a	
HA34S - SRS		2.6	5.2	6.1	6.8	n/a	
HA34S - LET19		2.0	4.0	5.0	5.5	n/a	

Type:

Job:

Page: 3 of 3

Optional Features

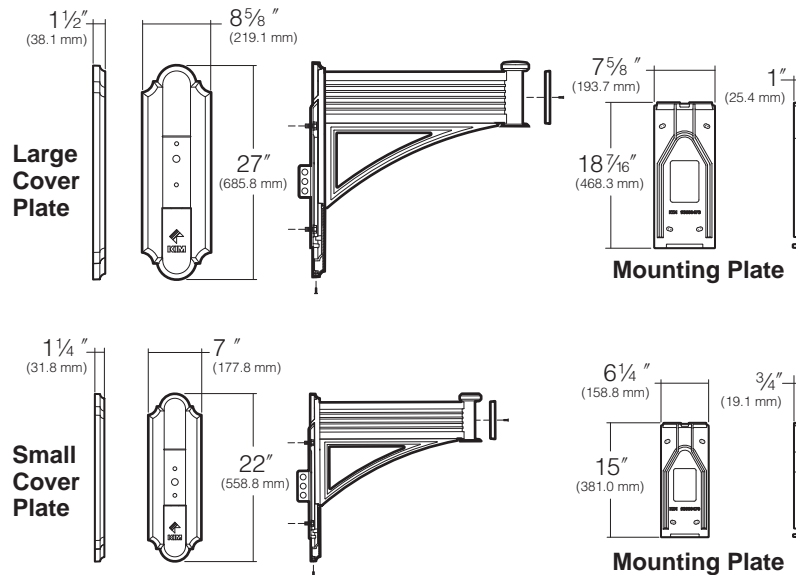
Wall Mounting

Cat. No. **1W**

Select from Mounting on page 2.

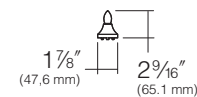
A cast mounting plate of aluminum is mounted to the wall with bolts (by others). Fixture and arm are mounted to a cast aluminum cover plate before attaching to the wall mounting plate. The fixture-arm-cover plate assembly is hooked to the wall mounting plate, and secured with stainless steel screws provided. After mounting to the wall, field splices are made at the opening in the cover plate, then covered by a cast aluminum plate that blends with the cover plate design. Complete fixture-arm-cover plate assembly can therefore be mounted before field splices are made. Cover plate is finished to match arm and fixture powder coat color.

CAUTION: Structural integrity of mounting plate attachment to wall is by others.



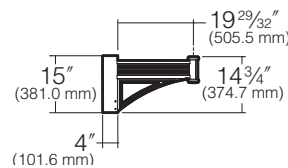
Arm Finials

Traditional style finial available to close off mounting hub opposite the fixture. Finial is cast aluminum finished to match arm and fixture powder coat color.



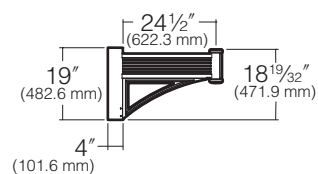
Cat. No: **HAF2**

Tenon Mount (Poles by others)



Side Pole Ribbon Arm with Bottom Gusset - Small

Cat. No.	Mounting
HA34S-TM1	1A
HA34S-TM2	2B
HA34S-TM3	3Y
HA34S-TM4	4C



Side Pole Ribbon Arm with Bottom Gusset - Large

Cat. No.	Mounting
HA34L-TM1	1A
HA34L-TM2	2B
HA34L-TM3	3Y
HA34L-TM4	4C

NOTE: All small arm assemblies require a steel 2" pipe tenon (2 3/8" O.D.) x 4" long.

All large arm assemblies require a steel 2 1/2" pipe tenon (2 7/8" O.D.) x 4" long.