

**Type:**
**Job:**
**Catalog number:**
**LLF60-LED-KITP35 / /**

Fixture

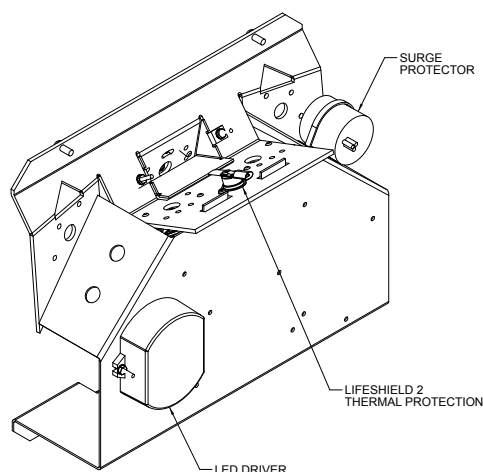
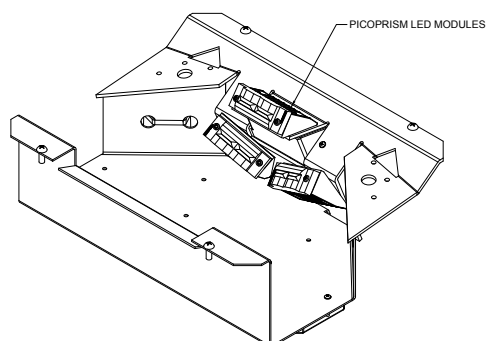
Electrical Module

Options

See page 2 See page 2

**Approvals:**
**Date:**
**Page: 1 of 3**

## Specifications



**Electronic Module:** All electrical components are UL and CSA recognized, mounted on a single plate and factory prewired with quick-disconnect plugs. Module includes a driver, thermal control device and surge protector. Electrical and optical modules attaches to housing with stainless steel hardware. Driver is rated for -40°F starting and has a 0-10V dimming interface with a dimming range of 10-100%. Note: Not compatible with current sourcing dimmers. Controls compatible via Gray and Purple dimming lead.

**Optical Module:** Each precision, replaceable PicoPrism is positioned to achieve directional control toward desired task. The entire optical system fastens to the housing as a one-piece module.

**Caution:** Fixtures must be grounded in accordance with national, state and/or local electrical codes. Failure to do so may result in serious personal injury.

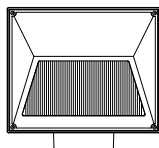

**HUBBELL**  
Lighting

KIM LIGHTING RESERVES THE RIGHT TO CHANGE SPECIFICATIONS WITHOUT NOTICE.

Type:

Job:

Page: 2 of 3



## Standard Features

### LLF-LED-KIT60P35

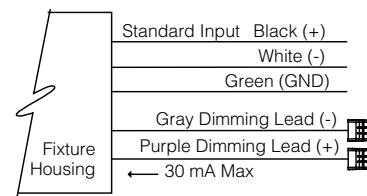
#### Electrical Module

Fixture	Source
<input type="checkbox"/> <b>12L2KUV<sup>1</sup></b>	13W 12 LEDs, 580nm - Amber color temperature
<input type="checkbox"/> <b>12L3KUV<sup>1</sup></b>	13W 12 LEDs, 3000K color temperature
<input type="checkbox"/> <b>12L4KUV<sup>1</sup></b>	13W 12 LEDs, 4200K color temperature
<input type="checkbox"/> <b>12L5KUV<sup>1</sup></b>	13W 12 LEDs, 5100K color temperature

<sup>1</sup>UV = Universal Voltage from 120 to 277V with a  $\pm 10\%$  tolerance.

#### 0-10V Dimming Interface

Driver has a 0-10V dimming interface with a dimming range of 10-100%. Is compatible with most control systems. Approved dimmers include Lutron Diva AVTV, Lutron Nova NFTV and NTFTV. Note: Not compatible with current sourcing dimmers. Controls compatible via Gray and Purple dimming lead.



## Optional Features

#### Emergency Battery Back-Up:

Cat. No. ☐ **EM**  
☐ **No Option**

EM – Internal battery pack provides 90 minutes of supplemental light at 41% of absolute lumens.

#### Smart Control MicroWave:

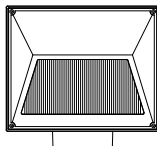
Cat. No. ☐ **SC-MV**  
☐ **No Option**

SC-MV – Integrated controls for occupancy sensing with bi-level dimming. Time delay: 10 min., range of 5 m.

Type:

Job:

Page: 3 of 3



## Lumen Data

Spectroradiometric			
	3000K Average	4200K Average	5100K Average
Correlated Color Temp. CCT (K)	2800K-3175K	3800K-4600K	4600K-5600K
Color Rendering Index (CRI)	≥75	≥70	≥65
Power Factor	>0.90	>0.90	>0.90

Projected Lumen Maintenance		
mA	50,000 hrs	100,000 hrs
350	0.97	0.95

Electrical Driver Current		
Maximum Watts	Volts	Amps
13W	120	0.11
	208	0.06
	240	0.05
	277	0.05

Absolute Lumens	
CCT	LLF60
3000K	511
4200K	653
5100K	710

Lumens Per Watt	
CCT	LLF60
3000K	39.3
4200K	50.2
5100K	54.6