



6" LED Cylinder

LBC6

120V

DATE: _____ TYPE: _____

FIRM NAME: _____

PROJECT: _____

LiteBox 6"

For conversion to millimeters,
multiply inches by 25.4
Not to Scale

APPLICATIONS:

The LBC6 Series cylinders are nominal 6" cylinders designed to be used with the LiteBox LB6LEDA series trims. Suitable for applications where relamping is limited to high efficacy requirements such as California Title 24. Available in surface, wall, pendant, or cord mount, they provide a cost effective option for LED surface lighting. It is suitable for a wide variety of commercial, retail & institutional applications.

HOUSING:

The outer housing is an 0.063" thick aluminum spinning. Durable powder coat finish. Specify: brushed aluminum, matte black, bronze, matte white or Prescolite's exclusive Zet, metallic silver. 52° hang straight canopy furnished standard with pendants.

LED MODULE INSTALLATION:

The LBC6 Cylinders come with a Quick Link connection which easily connects to mating connector on the LiteBox LB6LED. Elimination of the screw base adapter prevents the use of low efficacy incandescent sources.

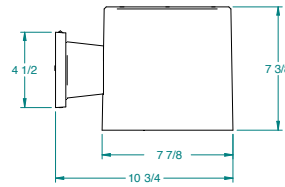
LABELS:

CSA C/US listed for wet locations when used with the LB6LEDA series trim for wall mount only.

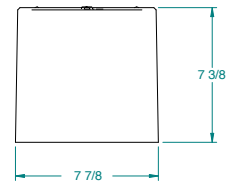
CSA C/US listed for damp location when used with the LB6LEDA Series trim for ceiling, cord or pendant mount.



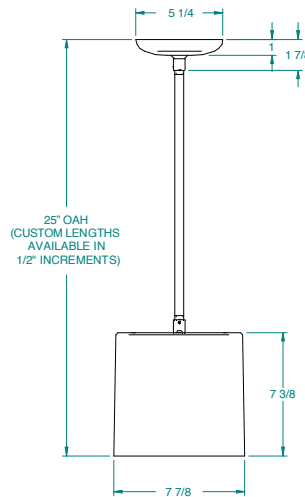
LBC6 Series must be used with LB6LEDA series trims.
Refer to LB6LEDA spec sheet for details.



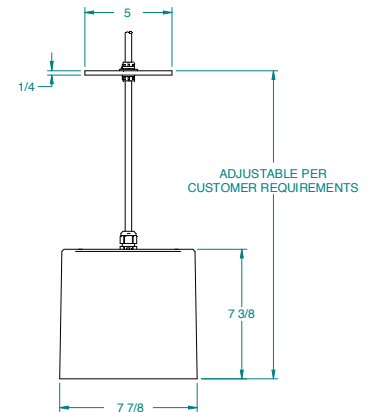
WALL MOUNT



CEILING MOUNT



PENDANT MOUNT



CORD MOUNT

CATALOG NUMBER:

EXAMPLE: LBC6WBL

Order housing, reflector, and accessories separately

HOUSING	MOUNTING	FINISH OPTIONS	TRIMS	LED COLOR TEMP	CRI	TRIM COLOR
<input type="checkbox"/> LBC6 6" Cylinder Housing for use with the LB6LEDA series trims	<input type="checkbox"/> W Wall Mount, Down. <input type="checkbox"/> P^{1,2} Pendant Mount <input type="checkbox"/> S Surface Mount <input type="checkbox"/> CM³ Cord Mount	<input type="checkbox"/> WH White <input type="checkbox"/> BL Black <input type="checkbox"/> Z Zet <input type="checkbox"/> BA Brushed Aluminum <input type="checkbox"/> BZ Bronze	<input type="checkbox"/> LB6A7L 700 Lumen LED module <input type="checkbox"/> LB6LEDA10L⁵ 1000 Lumen LED module	<input type="checkbox"/> 27K 2700 Kelvin <input type="checkbox"/> 30K 3000 Kelvin <input type="checkbox"/> 35K⁴ 3500 Kelvin <input type="checkbox"/> 40K 4000 Kelvin	<input type="checkbox"/> Blank⁶ 80+ CRI <input type="checkbox"/> 9⁷ 90+ CRI	<input type="checkbox"/> WH White <input type="checkbox"/> BL⁴ Black <input type="checkbox"/> Z⁴ Zet <input type="checkbox"/> BZ⁴ Bronze

Note:

¹ Comes Standard with 1/2" OD stem

² Custom Overall Height (OAH) lengths available in 1/2" increments. Contact technical support.

³ 8' cord standard. Other lengths available in black or white cord only. Contact technical support

⁴ LB6LEDA10L Only

⁵ Only available in 30K and 40K

⁶ LB6A7L Only available in 90 CRI

⁷ LB6LEDA10L Only available in 80 CRI

In a continuing effort to offer the best product possible we reserve the right to change, without notice, specifications or materials that in our opinion will not alter the function of the product.

Web: **www.prescolite.com** • Tech Support: **(888) 777-4832**

701 Millennium Boulevard • Greenville, SC 29607 U.S.A. • Phone (864) 678-1000

Copyright ©2017 Prescolite, Inc., a division of Hubbell Lighting, Inc. All Rights Reserved

Specifications subject to change without notice. • Printed in U.S.A. • LB-LED-004 • 12/8/17



LB-LED-004