

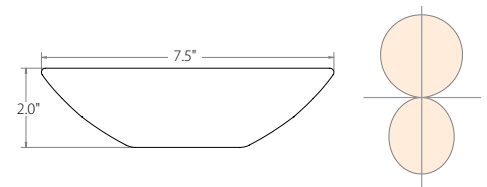
Linear Pendant Indirect/Direct SAE 102

Fixture Type:

Project Name:

Ordering Guide

Feature	Code	Options	Description
Program		SAE	SAE Program
Series		102	102
Mounting		P	Pendant
Fixture Distribution		ID	Indirect/Direct
Row Length (in feet)		—'	Enter in foot increments. Note fixture lengths below.
Max Length in row		02	2', 610mm
		03	3', 914mm
		04	4', 1219mm
		06	6', 1829mm
		08	8', 2438mm
Downlight Diffuser		SOF	Soft Diffuse Lens
Finish/Color		C1	Matte White (Default)
		CC	Custom Color
Color Temperature		27K	2700K
		30K	3000K
		35K	3500K
		40K	4000K
		50K	5000K*
		27K9	2700K, 90 CRI
		30K9	3000K, 90 CRI
		35K9	3500K, 90 CRI
		40K9	4000K, 90 CRI
		50K9	5000K, 90 CRI*
		2230TD	2200K-3000K SpectraSync™ Dim to Warm*
		2750T	2700K-5000K SpectraSync™ Tunable White*
		2765T	2700K-6500K SpectraSync™ Tunable White*
		*Must be ordered with D05 Driver option; excludes 2' and 3' lengths	
Indirect output/ft (specifiable in 50 lumen/ft increments)		I050	500
		I145	1450
Direct output/ft (specifiable in 50 lumen/ft increments)		D040	400
		D105	1050
Circuiting		1C	1 Circuit
		2C	2 Circuit - Uplight/Downlight



Key Features:

- Vi Technology for specifiable output/wattage
- SpectraSync™ Color Tuning Technology
- Maximum color variation of 2 SDCM
- Continuous lens with flanged end casting to eliminate light leak
- Interlocking feature for row joining to eliminate light leak and facilitate ease of installation

Performance

Uplight

Nomenclature	Lumens/ft	W/ft	Efficacy
I050 (min)	500	3.5	152
I060	600	4.3	148
I070	700	4.9	152
I080	800	5.3	162
I090	900	6.4	150
I100	1000	7.5	144
I110	1100	8.6	138
I120	1200	9.1	142

Downlight

Nomenclature	Lumens/ft	W/ft	Efficacy
D040 (min)	400	3.5	113
D050	500	4.7	106
D060	600	5.5	110
D070	700	6.4	110
D080	800	7.4	108
D090	900	8.7	104
D095	950	9.0	105

* Additional lead time may be applicable. Contact factory.



Quick Find litecontrol.com

SAE 102

Linear Pendant Indirect/Direct SAE 102

Ordering Guide (continued)

Driver		NDM	Non Dimming
		D05	5% Dimming, 0-10V*
		D01	1% Dimming, 0-10V
		DS1	Soft-Start 1% Dimming, 0-10V
		D00	Dim-to-off (1%), 0-10V
		DS0	Soft-Start Dim-to-off (1%), 0-10V
		LEC	Lutron Ecosystem Dimming
		DALI	DALI+
		DALIP	Powered DALI (2.0)+
		LTW	Lutron Hi-Lume 1% 2-wire LED driver (120V forward phase only) *Must be ordered with 2230TD, 2750T or 2765T option
Voltage		UNV	Universal Voltage (120V through 277V)
		347	347 Volt** *Excludes Emergency Battery Pack 'EF' Option. Excludes DALI and DALIP Dimming Drivers.
Suspension Kit*		FA1	Suspension Kit, 51"
		FA2	Suspension Kit, 87"
		FA3	Suspension Kit, 219"
			*Add suffix /V to replace all 2" non-feed canopy covers with 5" canopy covers. FA1/V = 51" suspension kit w/5" canopies; Canopies and feed cord are supplied in white regardless of fixture color unless otherwise specified. For dual feed contact factory.
Optional Features	Code	Options	Description
Nightlight		NL	Nightlight Circuit Required. Enter quantity. 2NL= 2 nightlight circuits/row
Emergency		EF	10W Emergency Battery Backup. Enter quantity. 2EF =2 Emergency batteries/row. See Details for restrictions.
Thru-wiring		W1	No Thru Wire
		W2	Provide Normal and Emergency Thru Wiring*
		W3	Provide Normal Thru Wiring Only *Only applicable when specified with emergency
Dust Cover		L1	Clear Acrylic Dust Cover Lens
T-Bar Clips		CB1	T-Bar clip- 15/16"
		CB2	T-bar clip- 9/16"
		CB3	T-bar clip- 9/16" SS *Includes Luminaire Canopy Box, see page 4 for details.

* Additional lead time may be applicable. Contact factory.

Linear Pendant Indirect/Direct SAE 102

Ordering Guide (continued)

Control Options	Code	Options	Description
NX**		NXE	NX Enabled, Dual SmartPorts
		NXWE	NX Wireless Enabled
		NXES	NX Enabled, Dual SmartPorts, PIR Occupancy Sensor, Dimming Daylight Harvesting
		NXS	NX Enabled, PIR Occupancy Sensor, Dimming Daylight Harvesting (standalone)
		NXSW	NX Wireless, PIR Occupancy Sensor, Dimming Daylight Harvesting
		NXWD	NX Wireless Enabled, Dual SmartPORTs
		NXSWD	NX Wireless, PIR Occupancy Sensor, Dimming Daylight Harvesting, Dual SmartPORTs *Not available for row mounting; Only available with 0-10V Driver options; Contact factory for Length restrictions
Sensors*		_SD1	Daylight Sensor Required. Enter quantity. 2SD1= 2 daylight sensors/row
		_SO4	Occupancy Sensor Required. Enter quantity. 2SO4= 2 occupancy sensors/row

* Additional lead time may be applicable. Contact factory.

Linear Pendant Indirect/Direct SAE 102

Details (continued)

Construction:

Housing- Steel
End Caps- Die Cast Aluminum
Lens- Acrylic

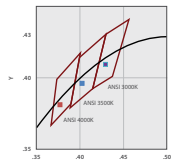
Finish/Color:

Click [product finishes website](#) for details.

CC- Customer Colors may be subject to extended lead times.

Color Temperature:

27K-2700K output multiplier (0.95)
30K-3000K output multiplier (0.98)
35K-3500K output multiplier (1.00)*
40K-4000K output multiplier (1.03)
50K-5000K output multiplier (1.05)
27K9-2700K 90 CRI output multiplier (0.83)
30K9-3000K 90 CRI output multiplier (0.85)
35K9-3500K 90 CRI output multiplier (0.88)
40K9-4000K 90 CRI output multiplier (0.90)
50K9-5000K 90 CRI output multiplier (0.93)
*Scale all values from 35K



Color Variation:

2 step MacAdam ellipse

Output (VI technology):

Variable Intensity (VI) technology allows precise specification of fixture output/wattage. Fixture will be programmed and labeled to specification.

Output:

Specify in 50 lumen increments within the below range:

Indirect Output

	Lumens/ft	Nomenclature
Min:	500	I050
Max:	1450	I145

Direct Output

	Lumens/ft	Nomenclature
Min:	400	D040
Max:	1050	D105

Driver:

NDM: Non-dimming. Fixture will be wired for fixed light output.
D05: Osram 100%-5% dimming range. Fixture will be wired for low voltage 0-10V dimming control. Only applicable if either 2230TD, 2750T or 2765T is selected.
D01: 100%-1% dimming range. Fixture will be wired for low voltage 0-10V dimming control.
DS1: Soft-Start 100%-1% dimming range. Fixture will be wired for low voltage 0-10V dimming control.
D00: Dim-to-off 100%-1% Dimming range. Fixture will be wired for low voltage 0-10V dimming control.
DS0: Soft-Start Dim-to-off 100%-1% dimming range. Fixture will be wired for low voltage 0-10V dimming control.
LEC: Hi-Lume 1% EcoSystem LED Driver with Soft-on, Fade-to-Black dimming technology
LTW: 100% - 1% dimming range. Lutron 2-wire 120V forward phase control dimmer compatible using Hi-Lume 1% 2-wire (LTE seriesLED driver)
DALI: DALI Compatible.
DALIP: Self-Powered DALI bus (e.g. SR, DEXAL)

Circuiting:

1C (1 Circuit) Fixture wired for a single circuit.
2C (2 Circuit uplight/downlight) Uplight and Downlight switched/dimmed separately. Two power feeds required.

Suspension Kit:

3/64" diameter field-adjustable aircraft cable. Ships separately. Suspension required at every row joint. Low profile yoke style limits visibility while providing maximum horizontal balance adjustment.

Thru-Wiring:

See separate LC- Thru Wire spec sheet for additional details.

NX Distributed Intelligence: **NX DISTRIBUTED INTELLIGENCE**

Supports indoor and outdoor applications, wired, wireless and hybrid networked NX lighting control deployments and enables emerging applications such as Hubbell Lighting's SpectraSync™ color tuning technology.

See separate [NX™ Application Guide](#) for additional details.

See Hubbell Controls Solution [NX Brochure](#).

Sensors:

SD1: Daylight sensor (Wattstopper part #FD301).
SO4: Occupancy sensor (Wattstopper part #F5205).
NX: NX Sensors installs between diffusers.
See separate [Control Options Guide](#) for additional details.

Row Joining:

Row joining can be accomplished without disassembling the fixture, with the exception of power feed connection. Row joining can be completed from the top with two 1/4-20" head cap screws and 1/4-20" square nuts.

Feed Cord:

4-wire, 7 amps max; 5-wire, 5 amps max.

Field accessibility:

LED boards and drivers can be accessed, removed, and replaced from installed fixture. Contact factory.

Luminaire Canopy Box:

See separate [LC instructions](#) for additional details.

*For use with Grid Ceilings only

T-Bar Clips:

See separate [LC Instructions](#) for additional details

*For use with Grid Ceilings only

SpectraSync™ Color Tuning Technology: **SpectraSync**

Control your space based on the needs of the application, specific activities throughout the day and preferences of the occupants with two distinct SpectraSync™ Color Tuning Technology.

Dim to Warm: Dim to Warm mimics the familiar warming effect that occurs with traditional incandescent sources as they are dimmed. (Available with 2200K-3000K).

Tunable White: Tunable White offers users the ability to tailor CCT to their personal preference, enhancing task visibility, material and colors or the aesthetics of the space. (Available with 2700K-5000K or 2700K-6500K).

See separate [SpectraSync™ Tech Sheet](#) for additional details.

See separate [NX™ Solutions Guide](#) for additional details.

Linear Pendant Indirect/Direct SAE 102

Details (continued)

Nightlight:

See separate LC-Nightlight spec sheet for additional details.

Emergency:

EF - 10W battery powered driver.

Provides a minimum of 90 minutes of emergency lighting.

Inverter-Compatible. Provided by others.

Fixture Weight:

2.750 lbs/ft

Ratings:

CSA listed for damp locations.

This product qualifies as a "designated country construction material" per FAR 52.225-11 Buy American-Construction.

Materials under Trade Agreements effective 8/14/2020.

See [Buy American Solutions](#). Contact factory for configurations including NX or sensors.

**Warranty:**

LED boards- 5 years

LED drivers (standard)- 5 years, Lutron- 3 years

Rated Life:

Tested in accordance with the LM79-2008 and derived from EPA TM-21 calculator

L70: 257,000 (calculated per TM-21 extrapolated curve)

L70: >61,000 (reported per TM-21/LM80 6x's limitation)

L90: 66,000 (calculated per TM-21 extrapolated curve)

L90: >61,000 (reported per TM-21/LM80 6x's limitation)

Linear Pendant Indirect/Direct SAE 102

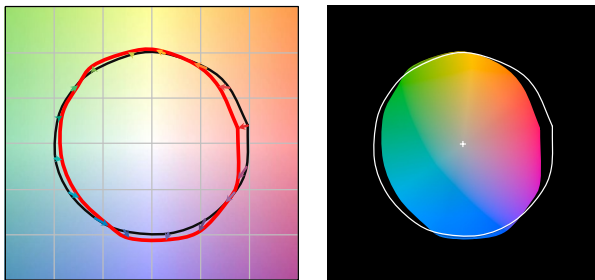
Details (continued)

Color Characteristics:

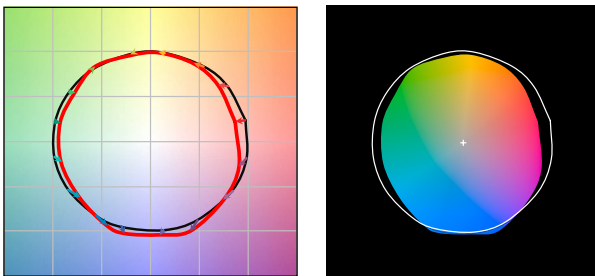
Value	Ordering Code		
	30K	35K	40K
Rf	82	82	82
Rg	98	95	95
CCT (K)	3014	3441	3985
Duv	-0.0014	-0.0013	-0.0009
x	0.4340	0.4073	0.3805
y	0.3996	0.3888	0.3748
CIE Ra	83	84	84

Color Vector Graphic:

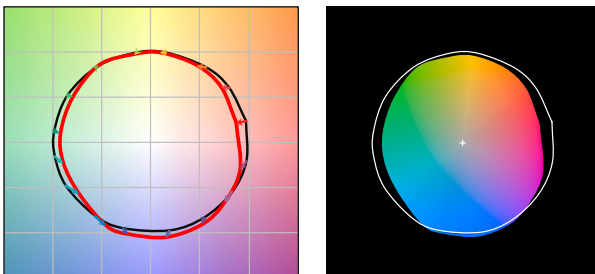
30K:



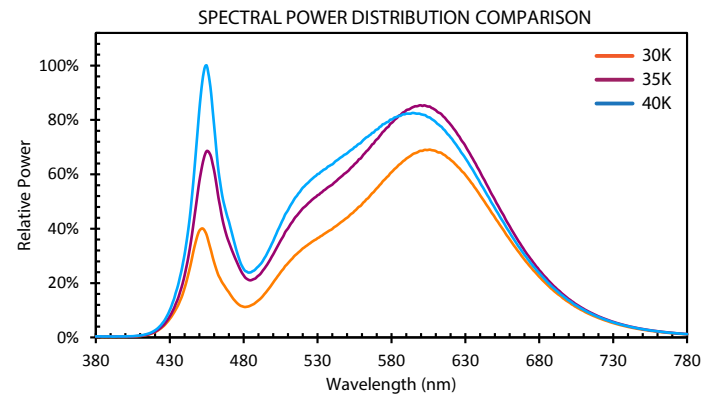
35K:



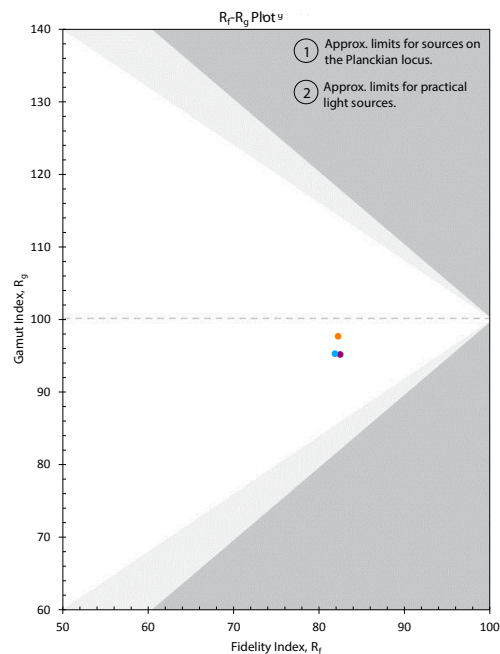
40K:



Spectral Distribution:



Color Gamut/Fidelity Plot



CRI:

80 minimum

CCT	CRI	R1	R2	R3	R4	R5	R6	R7	R8	R9	R10	R11	R12	R13	R14
30K	83	82	90	96	81	81	87	84	63	15	77	80	69	84	98
35K	84	83	92	96	81	82	88	85	64	17	79	80	66	85	98
40K	84	83	91	95	82	82	86	87	68	20	76	80	60	85	97

Linear Pendant Indirect/Direct SAE 102

Photometry

Fixture: SAE102-P-ID-4-SOF-C1-30K-I040-D050-D01-1C-UNV-W1

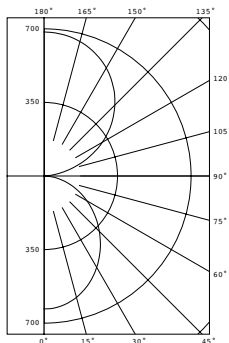
CCT: 3000K

Output: I040/D050

Nominal lumens: 900 lumens

Efficacy: 140 lm/W

Test report: 17.00937



Zonal Lumen Summary

Zone	Lumens	Lamp%
0-40	765	20.90%
0-60	1304	35.60%
0-90	1641	44.80%
90-180	2024	55.20%
0-180	3664	100.0%