

# BRIGHTON (LED)

Village Collection

Sample	T5	AC	C5	H5	24NB-55	5K	UNV	GENIXX	DIR5	PEC	BBT
Ordering											
	<b>A</b>	<b>B</b>	<b>C</b>	<b>D</b>	<b>E</b>	<b>F</b>	<b>G</b>	<b>H</b>	<b>I</b>	<b>J</b>	<b>K</b>

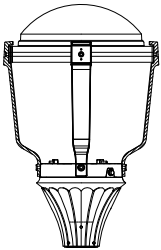


Shown with standard Brighton configuration:

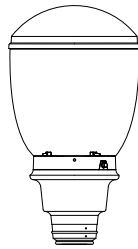
Top: **T5**  
Cage: **C5**  
Housing: **H5**

### EXAMPLES

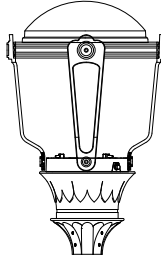
Below displays several examples of the over 20 custom configurations available.



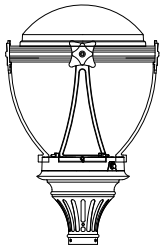
Top: **T5**  
Cage: **C5**  
Housing: **H5**



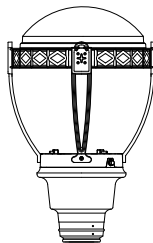
Top: **T5**  
Cage: **NC**  
Housing: **H3**



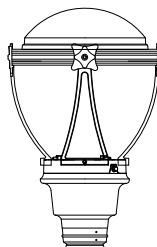
Top: **T5**  
Cage: **C3**  
Housing: **H4**



Top: **T5**  
Cage: **C2**  
Housing: **H1**



Top: **T5**  
Cage: **C1**  
Housing: **H3**



Top: **T5**  
Cage: **C2**  
Housing: **H3**

#### A. MODEL

**T5** Brighton

#### B. LENS OPTIONS

**AC** acrylic, clear  
**AF** acrylic, frosted

#### C. CAGE

**C1** Mediterranean  
**C2** London  
**C3** Monaco  
**C4** Park Lane <sup>1</sup>  
**C5** Brighton  
**NC** no cage <sup>1</sup>

#### D. HOUSING

**H1** Mediterranean  
**H2** London  
**H3** Monaco  
**H4** Park Lane  
**H5** Brighton

#### E. SOURCE

**24NB-55** 55 Watts - LED array  
**36NB-80** 80 Watts - LED array  
**48NB-110** 110 Watts - LED array

#### F. CCT - COLOR TEMP

**3K** 3000K  
**4K** 4000K  
**5K** 5000K (std.)

#### G. VOLTAGE

**UNV** 120-277V  
**347** 347V  
**480** 480V

#### H. CONTROL OPTIONS

**GENI-XX** energeni <sup>3</sup>

#### I. OPTICS

**DIR2** type II  
**DIR3** type III  
**DIR4** type IV  
**DIR5** type V

#### J. ELECTRICAL OPTIONS

**PEC** photocell, button  
**PCR-TL** photocell, twist-lock <sup>2</sup>  
**PCR-SC** photocell, shorting cap <sup>2</sup>

#### K. COLOR

**BBT** basic black textured  
**BMT** black matte textured  
**WHT** white textured  
**MBT** metallic bronze textured  
**BZT** bronze textured  
**DBT** dark bronze textured  
**GYS** gray smooth  
**DPS** dark platinum smooth  
**GNT** green textured  
**MST** metallic silver textured  
**MTT** metallic titanium textured  
**OWI** old world iron  
**RAL** \_\_\_\_\_

<sup>1</sup> 55 Watts max

<sup>2</sup> H2 only

<sup>3</sup> When ordering Energeni, specify the routine setting code (example GENI-04). See Energeni brochure and instructions for setting table and options. Not available with sensor options.



# BRIGHTON (LED)

## Village Collection

**Housing:** All cast aluminum parts shall be low copper alloy A356. All extruded aluminum parts shall be alloy 6061-T6, 6063-T5 or equal.

**Construction:** The upper chamber/lid shall be topped by a decorative cast aluminum finial/cap and mechanically fastened to the optical chamber. The cast multi-sided cage shall accommodate UV stabilized acrylic or polycarbonate lenses (side panels) which shall be sealed for weather tight operation. The electrical chamber/fitter shall be aluminum, decorative fitter designed to accommodate the ballast assembly and shall mount to 3 OD x 3" H tenon and secured by three stainless steel set screws.

**Fasteners:** All fasteners shall be Corrosion Resistant. When tamper resistant fasteners are required, spanner HD (snake eye) style shall be provided (special tool required, available at additional cost).

**Finish:** Finish shall be a Beacote V polyester powder-coat electro-statically applied and thermocured. Beacote V finish shall consist of a five stage iron phosphate chemical pretreatment regimen with a polymer primer sealer, oven dry off, and top coated with a thermoset super TGIC polyester powder coat finish. The finish shall meet the AAMA 605.2 performance specification which includes passing a 3000 hour salt spray test for corrosion resistance and resists cracking or loss of adhesion per ASTM D522 and resists surface impacts of up to 160 inch-pound.

**Bezel Optical System:** Each luminaire is supplied with an optical one piece cartridge system consisting of an LED engine, LED lamps, optics, gasket and stainless steel bezel. The cartridge is held together with internal brass standoffs soldered to the board so that it can be field replaced as a one piece optical system. Two-piece silicone and polycarbonate foam gasket ensures a weather-proof seal around each individual LED and allows the luminaire to be rated for high-pressure hose down applications. The optical cartridge is secured to the extruded housing with fasteners and a heat pad to ensure thermal conductivity. The optics are held in place without the use of adhesives and the complete assembly is gasketed for high pressure hose down cleaning. The cartridge assembly is available in various lighting distributions using a specially designed acrylic optical lens over each LED.

**Power Supply/Driver Requirements:** U.L. UL1310, Class 2 and UL48 compliant

**Color Rendering Index (CRI):** Luminaire shall have a minimum CRI of 67 at 5000K.

**Operating Environment:** Shall be able to operate normally in ambient temperatures from -40°C to 40°C

**LifeShield™ Circuit:** Thermal circuit shall protect the luminaire from excessive temperature by interfacing with its 0-10V dimmable drivers to reduce drive current as necessary. The factory-preset temperature limits shall be designed to ensure maximum hours of operation to assure L70 rated lumen maintenance. The device shall activate at a specific, factory-preset temperature, and progressively reduce power over a finite temperature range in recognition of the effect of reduced current on the internal temperature and longevity of the LEDs and other components. A luminaire equipped with the device may be reliably operated in any ambient temperature up to 55°C (131°F). The thermal circuit will allow higher maximum Wattages than would be permissible on an unregulated luminaire (if some variation in light output is permissible), without risk of premature LED failure. Operation shall be smooth and undetectable to the eye. Thermal circuit shall directly measure the temperature at the LED solder point.

Thermal circuit shall consist of surface mounted components mounted on the LED engine (printed circuit board). For maximum simplicity and reliability, the device shall have no dedicated enclosure, circuit board, wiring harness, gaskets, or hardware. Device shall have no moving parts, and shall operate entirely at low voltage (NEC Class 2). The device shall be located in an area of the luminaire that is protected from the elements.

Thermal circuit shall be designed to "fail on", allowing the luminaire to revert to full power in the event of an interruption of its power supply, or faulty wiring connection to the drivers.

Device shall be able to co-exist with other 0-10V control devices (occupancy sensors, external dimmers, etc.). The device will effectively control the solder point temperature as needed; otherwise it will allow the other control device(s) to function unimpeded.

**Surge Protector:** The on-board surge protector shall be a UL recognized component for the United States and Canada and have a surge current rating of 20,000 Amps using the industry standard 8/20 pSec wave. The LSP shall have a clamping voltage of 825V and surge rating of 540J. The case shall be a high-temperature, flame resistant plastic enclosure.

**Electrical:** Luminaires are equipped with LED driver(s) that accept 90 through 305 VAC, 50 Hz to 60 Hz (UNIV). Power factor is .92 at full load. All electrical components are rated at 50,000 hours at full load and 25°C ambient conditions per MIL-217F Notice 2. All driver components supplied are component-to-component wiring within the luminaire will carry no more than 80% of rated current and is listed by UL for use at 600VAC at 50°C or higher. Plug disconnects are listed by UL for use at 600 VAC, 15A or higher.

**Agency Certification:** The luminaire shall bear an NRTL label and be marked suitable for wet locations.

**Limited Warranty:** Beacon luminaires feature a 5 year limited warranty. Beacon LED luminaires with LED arrays feature a 5 year limited warranty covering the LED arrays. LED drivers are covered by a 5 year limited warranty. PIR sensors carry a 5 year limited warranty from the sensor manufacturer. See Warranty Information on [www.beaconproducts.com](http://www.beaconproducts.com) for complete details and exclusions.

Web: [www.securitylighting.com](http://www.securitylighting.com)

2100 Golf Road, Suite 460, Rolling Meadows, IL 60008-4704

Phone: 1-800-LIGHT IT, 1-800-544-4848, Fax: 847-279-0642

Copyright ©2016 Security Lighting, a division of Hubbell Lighting, Inc.

All Rights Reserved. • Specifications subject to change without notice. • Printed in U.S.A. • SL0085 07/16

