

PKWM-YH

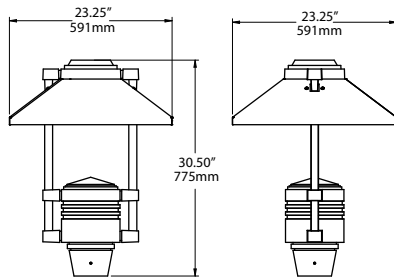
Parkway Square Pedestrian-Horizontal Optic

FEATURES

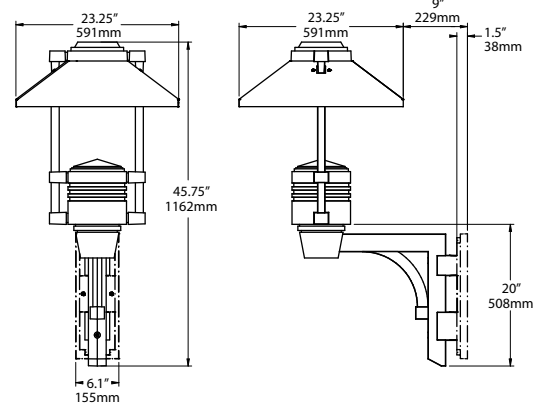
- Reliable, uniform, glare free illumination
- Types II, III, IV, V distributions
- 3000K, 4000K, 5000K CCT
- 0-10V dimming ready
- Integral surge suppression
- Integral thermal protection
- 13 standard powder coat finishes



SPECIFICATIONS

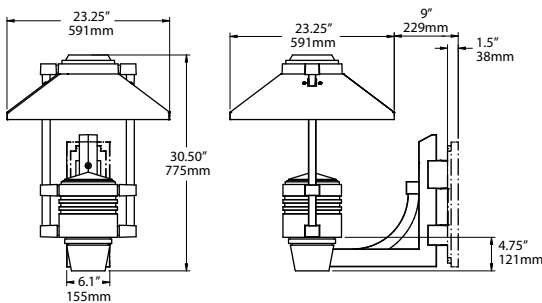


POST TOP
WT: 57 lbs. EPA: 2.35



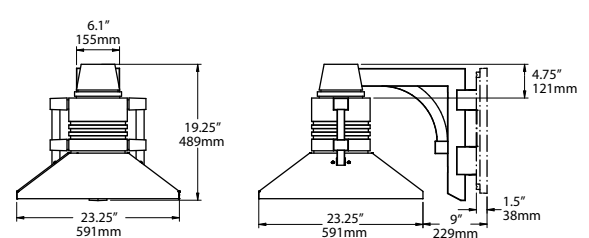
PSA-TU
(Top of Arm Mounted Luminaire
Upward Swept Arm Design)
WT: 65 lbs. EPA: 2.83

PSWM-TU
(Top of Wall Mounted Luminaire
Upward Swept Arm Design)
WT: 69 lbs. EPA: 3.05



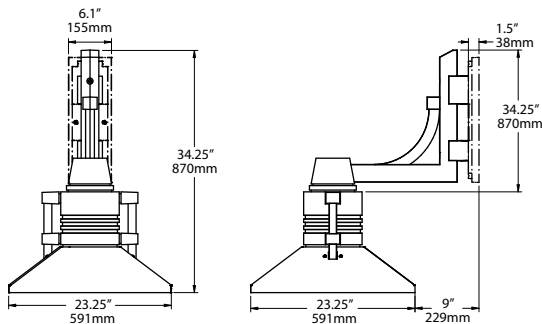
PSA-TD
(Top of Arm Mounted Luminaire
Downward Swept Arm Design)
WT: 65 lbs. EPA: 2.83

PSWM-TD
(Top of Wall Mounted Luminaire
Downward Swept Arm Design)
WT: 69 lbs. EPA: 3.05



PSA-BU
(Below Arm Mounted Luminaire
Upward Swept Arm Design)
WT: 65 lbs. EPA: 2.54

PSWM-BU
(Below Wall Mounted Luminaire
Upward Swept Arm Design)
WT: 69 lbs. EPA: 2.76



PSA-BD
(Below Arm Mounted Luminaire
Downward Swept Arm Design)
WT: 65 lbs. EPA: 2.54

PSWM-BD
(Below Wall Mounted Luminaire
Downward Swept Arm Design)
WT: 69 lbs. EPA: 2.76

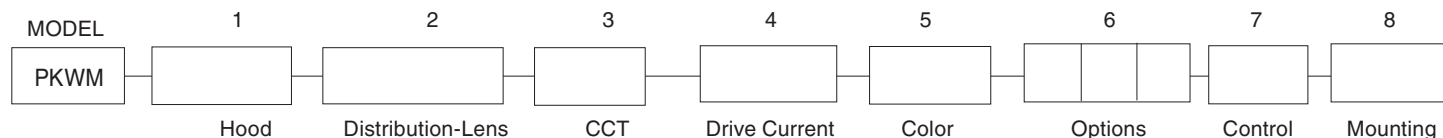


3000K and warmer CCTs only

PKWM-YH

Parkway Square Pedestrian-Horizontal Optic

ORDERING INFORMATION



1. HOOD

ANGLED
ANG

2. DISTRIBUTION

Horizontal LED – Clear Lens

Y2HC
Y3HC
Y4HC
Y5HC

Horizontal LED – Diffused Lens

Y2HD
Y3HD
Y4HD
Y5HD

3. COLOR TEMPERATURE

32LED-3K
32LED-4K
32LED-5K

4. DRIVE CURRENT (120-277 VAC input)

700 (688mA, 73 watts)
500 (500mA, 53 watts)

5. COLOR

WH Arctic White	VBV Verde Blue
BL Black	CRT Corten
BLT Matte Black	MAL Matte Aluminum
DB Dark Bronze	MG Medium Grey
DGN Dark Green	AGN Antique Green
TT Titanium	LG Light Grey
WDB Weathered Bronze	RAL Premium Color
MDB Bronze Metallic	CUSTOM * * Contact Factory

6. OPTIONS

FUSING
FS1 (Single fuse holder)

HOOD FINISH
COP (Copper) STS (Stainless steel)

7. CONTROL

SCP (Sensor Control Programmable) pole accessory is available to provide occupancy detection for outdoor applications meeting California Title 24. For complete spec sheet and ordering information, visit www.aal.net/products/sensor_control_programmable/

8. MOUNTING – Standard mounting slips over a 4"/100mm open top square pole or tenon or may choose one

TENON MOUNT

TA23 (Tenon adapter slips over 2 3/8" O.D x 4" long tenon. Required for poles by others or used in conjunction with TEN pole option by AAL.)

WALL MOUNT

PSWM-TU (Fixture above with arm mounted up)
PSWM-TD (Fixture above with arm mounted down)
PSWM-BU (Fixture below with arm mounted up)
PSWM-BD (Fixture below with arm mounted down)

POLE MOUNTED ARM – mounts to the side of a square pole or to the side of a 4" od pole (specify)

PSA-TU (Fixture above with arm mounted up)
PSA-TD (Fixture above with arm mounted down)
PSA-BU (Fixture below with arm mounted up)
PSA-BD (Fixture below with arm mounted down)

Visit www.aal.net for Arms, Poles & Accessories Specification Guide

PKWM-YH

Parkway Square Pedestrian-Horizontal Optic

LUMINAIRE PERFORMANCE

Optical System	Lens	Distribution	Light Engine	Luminaire Performance Data														Drive Current (ma)	System Watts	
				3K			4K			5K										
				Delivered Lumens	Efficacy (lm/w)	Bug Rating	Delivered Lumens	Efficacy (lm/w)	Bug Rating	Delivered Lumens	Efficacy (lm/w)	Bug Rating								
						B	U	G			B	U	G			B	U	G		
YLED	Clear Lens	TYPE 2	Y2HC	4,116	58	1	0	1	5,374	75	1	0	1	5,834	82	2	0	2	700	71
		TYPE 3	Y3HC	4,087	57	1	0	1	5,336	75	1	0	1	5,794	81	1	0	1		
		TYPE 4	Y4HC	3,988	56	1	0	1	5,206	73	1	0	1	5,653	79	1	0	1		
		TYPE 5	Y5HC	3,941	55	2	0	1	5,139	72	3	0	1	5,580	78	3	0	1		
		TYPE 2	Y2HC	3,192	64	1	0	1	4,168	83	1	0	1	4,525	91	1	0	1	500	50
		TYPE 3	Y3HC	3,170	63	1	0	1	4,140	83	1	0	1	4,494	90	1	0	1		
		TYPE 4	Y4HC	3,097	62	1	0	1	4,044	81	1	0	1	4,404	88	1	0	1		
	TYPE 5	Y5HC	3,057	61	2	0	1	3,992	80	2	0	1	4,346	87	2	0	1			
	Diffused Lens	TYPE 2	Y2HD	3,306	46	1	0	1	4,311	60	1	0	1	4,681	66	2	0	1	700	71
		TYPE 3	Y3HD	3,211	45	1	0	1	4,187	59	1	0	1	4,546	64	1	0	1		
		TYPE 4	Y4HD	3,181	45	1	0	1	4,148	58	1	0	1	4,504	63	2	0	1		
		TYPE 5	Y5HD	3,101	44	1	0	1	4,054	57	2	0	1	4,428	62	2	0	1		
		TYPE 2	Y2HD	2,569	51	1	0	1	3,350	67	1	0	1	3,638	73	1	0	1	500	50
		TYPE 3	Y3HD	2,500	50	1	0	1	3,260	65	1	0	1	3,539	71	1	0	1		
		TYPE 4	Y4HD	2,468	49	1	0	1	3,222	64	1	0	1	3,710	74	1	0	1		
		TYPE 5	Y5HD	2,412	48	1	0	1	3,149	63	1	0	1	3,509	70	1	0	1		

ELECTRICAL CHARACTERISTICS

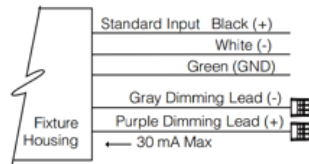
Optical System	Ordering Code		Electrical Characteristics							Inrush Current				Dimming	
			LED Drive mA	System Watts	Amps AC		Min. Power Factor	Max THD (%)	Operating Temp. Range	120V		277V		Dimming Range	Source Current out of 0-10V Purple Wire
					120	277				Ipeak (A)	T(@50% of Ipeak)	Ipeak (A)	T(@50% of Ipeak)		
YLED	32LED	700	688	71	0.6	0.3	0.9	15	-30°C TO +60°C	50	142 µS	116	138 µS	5% to 10%	150 µA
		500	500	50	0.4	0.2									

LED COLOR

	Ordering Code		
	3K	4K	5K
CCT Average	3000K	4000K	5000K
CRI Minimum	≥ 70	≥ 70	≥ 70

WIRING LEADS

Luminaires not configured with wiHUBB or photo-control shall be provided with 0-10V purple and gray dimming leads.



TM-21 LIFETIME CALCULATION

Optical System	Ordering Code	Ambient Environment °C	Projected Lumen Maintenance (% vs. Khrs)					Reported L70
			15	25	50	60	100	
YLED	32LED	15	98	97	96	95	93	>60Khrs
		25	96	96	94	93	90	
		40	96	94	91	90	86	

PKWM-YH

Parkway Square Pedestrian-Horizontal Optic

SPECIFICATIONS

HOUSING

- All housing components shall be cast aluminum, sealed with continuous silicone rubber gaskets.
- Hoods shall be of fabricated construction with seamless blended outside corners. Optional natural stainless steel and or natural copper hoods shall have a horizontal brushed grain. Natural copper hoods shall naturally oxidize over time.
- Secondary lens shall be clear flat tempered soda lime glass.
- All internal and external hardware shall be stainless steel.

OPTICAL

- LEDs shall be mounted to a metal printed circuit board assembly (MCPCB) with a uniform conformal coating over the panel surface and electrical features.
- LED optics shall be clear injection molded PMMA acrylic.
- MCPCB and optic shall be sealed to a die-cast anodized aluminum heat sink with an injection molded silicone rubber gasket. IP66.

ELECTRICAL

- Luminaires shall have integral surge protection that shall be U.L. recognized and have a surge current rating of 10,000 Amps using the industry standard 8/20uSec wave and surge rating of 372J.
- Drivers shall be U.L. recognized with an inrush current maximum of <20.0 Amps maximum at 230VAC.
- Drivers shall not be compatible with current sourcing dimmers, consult factory for current list of known compatible dimming systems, approved dimmers include Lutron Diva AVTV, Lutron Nova NFTV and NTFTV.
- Luminaire shall be capable of operating at 100% brightness in a 40°C environment. Both driver and optical array shall have integral thermal protection that will dim the luminaire upon detection of temperatures in excess of 85°C.

CONTROLS

- SCP shall have an integral surge protection device with a current rating of 10,000 Amps using the industry standard 8/20uSec wave and surge rating of 372J
- Sensor not intended for use with additional photo-control, wireless control or dimming systems.

SERVICING

- Gear compartment shall be accessed via the removal of four 1/4-20 fasteners. Driver and surge suppressor shall be mounted to a pre-wired tray with quick disconnects that may be removed from the gear compartment.

ARM MOUNTING

- Luminaire shall be attached to the arm assembly with four 1/4-20 stainless steel bolts. The connection shall be sealed with a silicone compression gasket.
- Pole mounted arms shall bolt to a square pole or a 4"/100mm diameter round pole and secured with two bolts with a minimum 3/8-16 thread size, hardware by others.
- Wall mounted arms and brackets shall require mounting hardware by others.

FINISH

- Luminaire finish shall consist of a five stage pretreatment regimen with a polymer primer sealer, oven dry off, and top coated with a thermoset super TGIC polyester powder coat finish.
- Luminaire finish shall meet the AAMA 2604-05 performance specification which includes passing a 3000 hour salt spray test for corrosion resistance.

CERTIFICATION

- Luminaire shall be listed with ETL for outdoor, wet location use, UL1598, UL 8750 and Canadian CSA Std. C22.2 no.250.

WARRANTY / TERMS AND CONDITIONS OF SALE

Download:

<http://www.hubbellighting.com/resources/warranty/>