

### FEATURES

- Sturdy staggered striplight of quality construction
- Heavy die formed steel channel
- Available in nominal lengths from 2' to 8'
- Optional adjustable fixture features flexible length for easy installation, more even corner illumination
- Offset channel ends easily accept adjoining fixtures, provide even illumination without shadows
- Three inch overlapping, adjacent lamps provide continuous uniform illumination without shadows
- Available with one or two lamps in cross section
- Optional quick connect plugs allow easy in-row wiring
- Reflector mounting options provide mounting holes for reflector accessories (ordered separately)

### PROJECT INFORMATION

Project Name \_\_\_\_\_

Type \_\_\_\_\_

Catalog No. \_\_\_\_\_

Date \_\_\_\_\_

### CONSTRUCTION

Heavy gauge cold rolled steel housings fully assembled. Channel cover provides room-side access to ballast. Channel ends offset 3".

### FINISH

White painted parts are treated with a five stage Phosphate bonding process and finished with a baked white enamel.

### INSTALLATION

Continuous row connectors included. See reference sheet "Rowlength Selector" for assistance in creating a fixture bill of material by row length.

### BALLASTS

Energy efficient, thermally protected, automatic resetting, Class P, high power factor, sound rated A, unless otherwise specified. CEE NEMA Premium compliant.

### ELECTRICAL

Standard class "P", thermally protected, auto-resetting HPF ballast, sound rated A. CEE NEMA Premium compliant. All ballast leads extend a minimum of 6" through access location. NEC/CEC-compliant ballast disconnect is standard.

### CERTIFICATION

All luminaires are built to UL 1598 standards and bear appropriate UL and cUL or CSA labels. Damp location labeling is standard. Emergency-equipped fixtures labeled UL 924.

## ORDERING INFORMATION

## EXAMPLE SS4-132SYM-EU

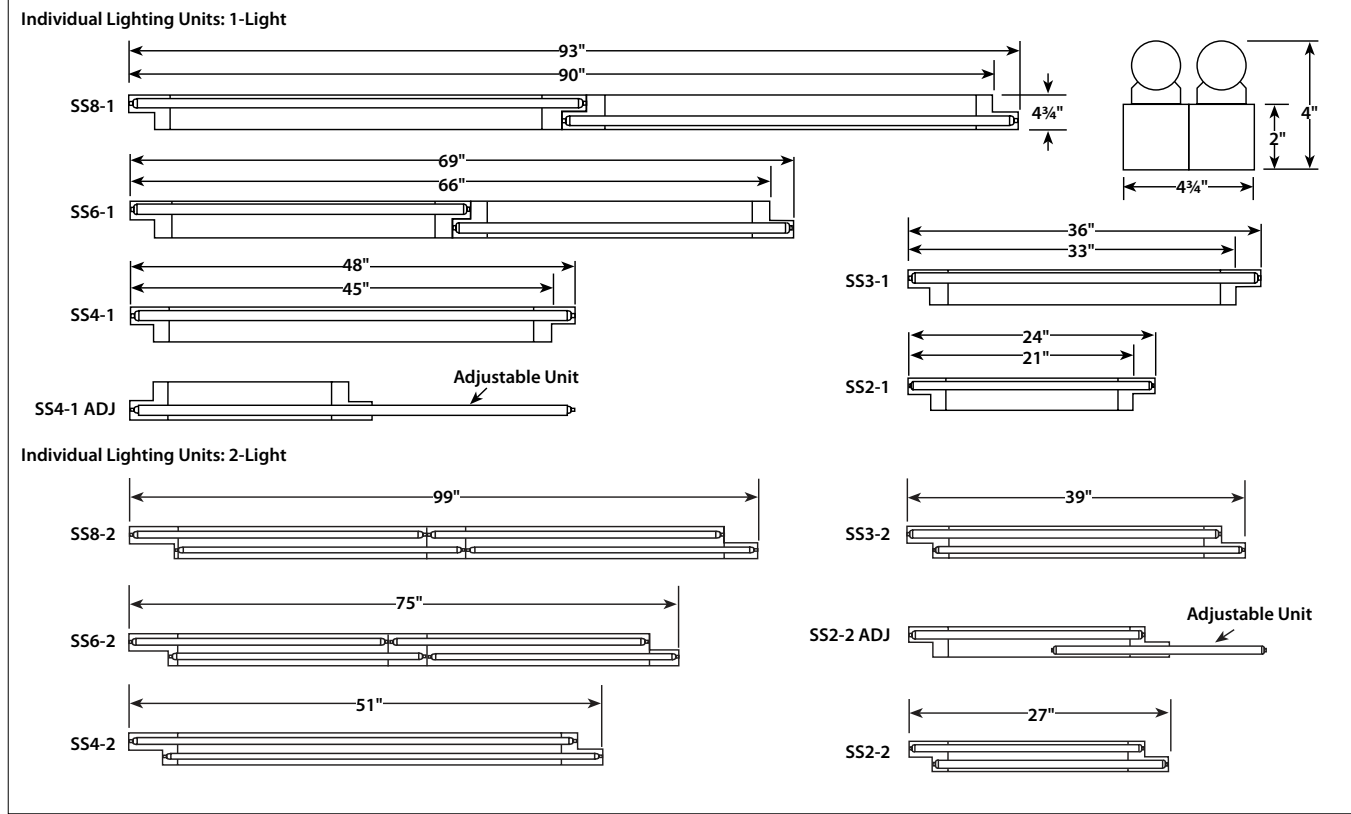
| SS                                    |               | -                                |                                    | -  |                                | -  |  |
|---------------------------------------|---------------|----------------------------------|------------------------------------|--|--------------------------------|--|--|
| MODEL                                 |               | NO. OF LAMPS IN CROSS SECTION    |                                    | REFLECTOR MOUNTING   |                                | VOLTAGE  |  |
| SS Staggered Strip (Individual Units) |               | 1 One<br>2 Two                   |                                    | Blank No Reflector<br>SYM Symmetric Reflector<br>ASYM Asymmetric Reflector<br>Specify reflector on fixture and order desired reflector as accessory. |                                | U 120V-277V<br>347 347V                                |  |
| SIZE                                  |               | LAMP TYPE                        |                                    | BALLAST  |                                | OPTIONS  |  |
| 1-Lamp Length                         | 2-Lamp Length | 17 2', T8: 17 Watt               | 25 3', T8: 25 Watt                 | E Electronic Instant Start (std.)  | EP Electronic Programmed Start | BC1 Branch Circuit Wiring, Single Circuit, with Ground | GLR Fast Blow Fuse                         |
| 2 24"                                 | 2 27"         | 32 4', T8: 32, 30, 28 or 25 Watt | 4E 4-Lamp Electronic Instant Start | 4EP 4-Lamp Electronic Programmed Start   |                                | LR Left/Right Switching                                | ADJ Adjustable 1-Lamp 4' or 2-Lamp 2' Only |
| 3 36"                                 | 3 39"         |                                  |                                    |  |                                | PAF Paint After Fabrication                            | EL Emergency Battery Pack                  |
| 4 48"                                 | 4 51"         |                                  |                                    |  |                                |  |  |
| 6 69"                                 | 6 75"         |                                  |                                    |  |                                |  |  |
| 8 93"                                 | 8 99"         |                                  |                                    |  |                                |  |  |

### REFLECTOR ACCESSORIES (ORDER SEPARATELY)

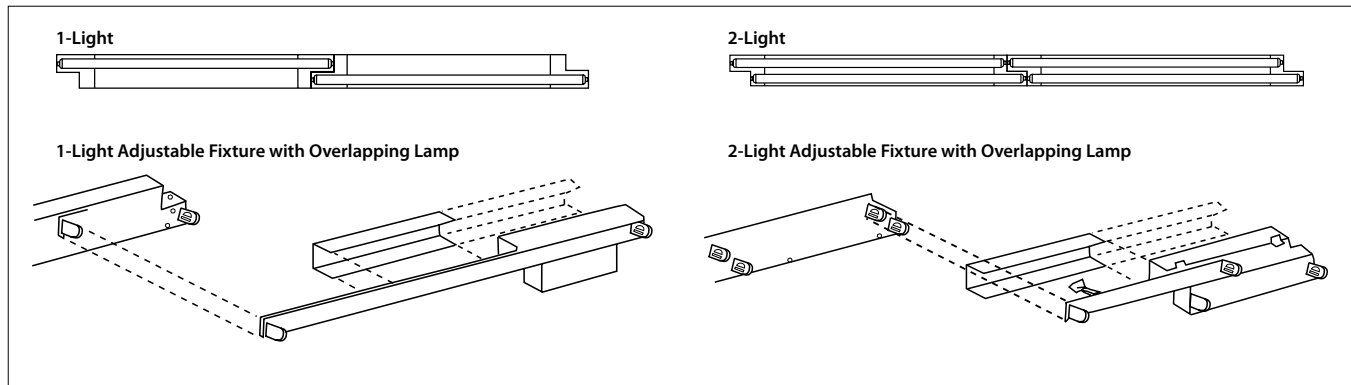
- SSR\_ Symmetric Reflector Kit (2 pieces)
- SSRA\_ Asymmetric Reflector (1 piece)
- SSRAK\_ Asymmetric Kicker Reflector (1 piece)
- SSRD\_ Symmetric Deep Reflector Kit (2 pieces)
- SSRDA\_ Asymmetric Deep Reflector (1 piece)
- NYC NYC Compliant
- NYCU NYC Compliant, Union Label

Specify nominal length and 1LP or 2LP on all reflectors. Ex: SSR4-1LP. Order 4' reflectors for adjustable housings.

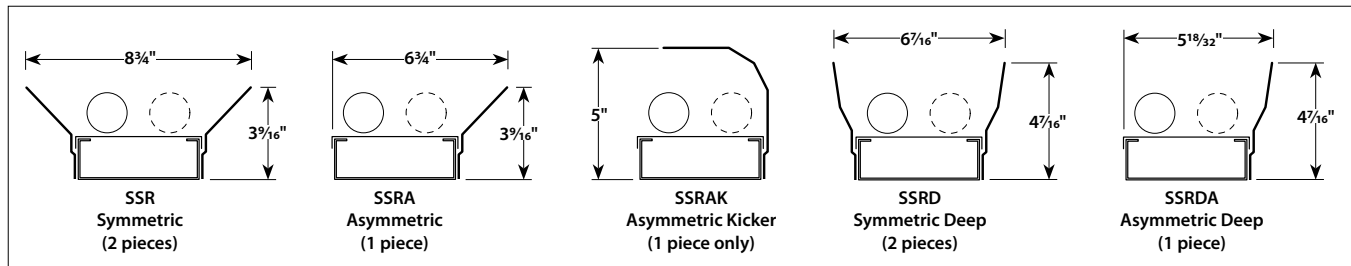
## DIMENSIONAL DATA



## INSTALLED VIEW



## REFLECTORS



**ORDERING GUIDE:** Show reflector as option on strip catalog number to provide mounting holes in fixture body. Order reflectors as separate line items.

**NOTE:** Symmetric reflectors consist of two halves. Asymmetric reflectors consist of one half. 2' adjustable housings require 4' reflectors for field adjustment. All dimensions are in inches; dimensions and specifications are subject to change without notice. Reflector length (ft.) and 1LP or 2LP must be called out in reflector description. Ex: SSRA4-1LP. Please consult factory or check sample for verification.