Columbia
LIGHTING

ZPT22

2' × 2' Zero Plenum® Troffer / 2-Lamp T5, T5HO

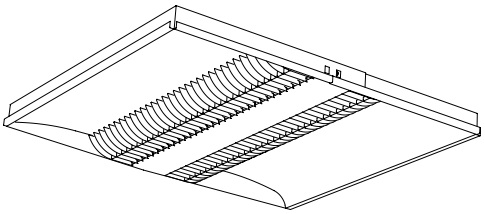

PROJECT INFORMATION

Project Name _____ Type _____

Catalog No. _____ Date _____

FEATURES

- Housing depth of only 1½" – no taller than standard T-bar
- Does not intrude into usable plenum space
- Unique telescoping housing minimizes installation depth and simplifies installation
- Employs T5 or T5HO technology for high efficiency and high performance
- Choice of four shielding options and three reflector forms provide a variety of contemporary aesthetics
- Multiple shielding options include injection molded baffle, perforated diffuser, or linear prismatic lens with high-transmission surface relief diffuser film
- Soft, uniform light distribution provides excellent vertical illumination free from harsh contrast
- Surface mount depth only 1⅞". Using an enclosing shell that combines with standard ZPT recessed fixtures, the surface mount housing can be ordered with the fixture or separately

CONSTRUCTION

Luminaire housing and end caps are die formed code gauge cold rolled steel. Rotating locking lampholders standard. Acrylic lens option (LSR) features linear prisms sculpted into the surface for a distinct ribbed texture. Perforated metal basket (PRF) and solid basket (SB) options formed from steel and painted gloss white.

FINISH

White painted parts are treated with a five stage phosphate bonding process and finished after fabrication with a minimum 90% reflective gloss baked enamel.

CEILING COMPATIBILITY

Luminaire is available to fit most standard ceiling types. NEC-compliant T-bar clips supplied with all grid trim fixtures. See ceiling details on reverse. For hard ceilings order G trim and FK flange accessory. Assemble then support FK accessory at ceiling plane using tie wires (by others). For 9⁄16" wide ceiling tees order 9⁄16 G kit accessory to trim fixture corners. For Surface Mount order SM trim option or G trim with accessory surface mounting kit. Finished depth of surface mounted fixture is 1⅞". Wiring access for surface fixtures from back of fixture only. Not suitable for end-to-end mounting.

INSTALLATION

Unique telescoping housing is 1½" deep allowing installation in extremely shallow plenums. Housing is formed in two interlocking sections compressed narrower than the T-bar opening to simplify handling and reduce the depth required for installation to 3" required at one end of the fixture only. Once the fixture is in place in the T-bar opening the installer slides the two portions to full width. Tabbed design automatically locks the fixture to full width. An access plate is furnished with each luminaire for fast wiring access. No need to open fixture.

ELECTRICAL

Standard class "P", thermally protected, auto-resetting HPF ballast, sound rated A. All ballast leads extend a minimum of 6" through access location. NEC/CEC-compliant ballast disconnect is standard.

CERTIFICATION

All luminaires are built to UL 1598 standards and bear appropriate UL and cUL or CSA labels. Damp location labeling is standard.

ORDERING INFORMATION

EXAMPLE ZPT22-214G-LSRR-EPU

ZPT 22 – 2 – – –

MODEL

- **ZPT** Zero Plenum® Troffer

SIZE

- **22** 2' × 2'

NO. OF LAMPS

- **2** Two

LAMP TYPE

- **14** 2', T5: 14 Watt
- **24** 2', T5HO: 24 Watt

CEILING TYPE

- **G** Grid Lay-in
- **SM** Surface Mount[1]

SHIELDING

- **LSR** Linear Prismatic Lens with Surface Relief Diffuser
- **PRF** Metal Perf w/Overlay*
- **SB** Solid Basket

*Installation requires 3½" between ceiling plane and plenum obstructions.

REFLECTOR

- **0** Open (N/A with PRF)
- **S** Smooth Curve
- **R** Ribbed Curve

BALLAST

- **EP** Electronic T5, 1.00 Ballast Factor
- **EP95** Electronic T5, 0.95 Ballast Factor , Programmed Start (N/A T5HO)
- **ESD95** Electronic T5, 0.95 Ballast Factor, Step Dimming, Programmed Start (N/A T5HO)
- **EP115** Electronic T5, 1.15 Ballast Factor, Programmed Start (N/A T5HO)
- **ESD115** Electronic T5, 1.15 Ballast Factor, Step Dimming, Programmed Start (N/A T5HO)
- **ED** Electronic T5, 1.00 Ballast Factor, Variable Dimming Ballast

Note: Step dimming ballasts use two hot leads for 100% (both on) or 50% (one on) power.

For ED Electronic Dimming specify voltage and vendor's series.

For a specific ballast vendor show as option.

VOLTAGE

- **U** 120V-277V
- **347** 347V

OPTIONS

- **F5830** 30K 85CRI T5 or T5HO Lamps Installed
- **F5835** 35K 85CRI T5 or T5HO Lamps Installed
- **F5841** 41K 85CRI T5 or T5HO Lamps Installed
- **GLR** Fast Blow Fuse
- **GMF** Slow Blow Fuse
- **EL5** Consult Factory for Emergency Converter Remote Kit (Low profile only)
- **C38890** 3-Wire Flex, 90° Connector
- **C48890** 4-Wire Flex, (Step Dimming), 90° Connector
- **4TB** (4) Bulk T-bar Clips
- **CP** Chicago Plenum

ACCESSORIES (ORDER SEPARATELY)

- **ZPTSMK22** ZPT Surface Mounting Kit (2' × 2')[1]
- **FK22** 2' × 2' Flange Kit
- **ZPT4 9⁄16 G** Grid Filler Kit (for use in 9⁄16" wide tee ceilings)

[1]ZPT may be ordered as a factory assembled surface mounted unit, or ordered as a grid "G" ceiling type and surface mounted in the field using the ZPTSMK surface mounting kit. Not suitable for continuous row mounting.

Protected by US Patents 7,234,832 B2; 7,413,323 B2; 7,390,111 B2.
Protected by China Patents ZL200610058339.2; ZL200610058340.5.
Protected by Mexico Patents 263914; 264402.
Protected by Canada Patents 2,537,985; 2,538,201.
Specifications subject to change without notice.

© 2019 Columbia Lighting, a division of Hubbell Lighting, Inc. Specifications subject to change without notice.
701 Millennium Blvd. Greenville, SC 29607 / Tel **864.678.1000** / Website **www.columbialighting.com**

HUBBELL Lighting

PHOTOMETRIC DATA

Test **14319** Test Date **5/11/06**

LUMINAIRE DATA

Luminaire	**ZPT22-214G-LSRO** **ZPT Lensed Troffer** **2' × 2' 2-Lamp with Linear Prismatic Lens and Opal Overlay**
Ballast	**ICN-2S28**
Ballast Factor	**1.06**
Lamp	**F14T5**
Lumens per Lamp	**1350**
Watts	**36**
Mounting	**Recessed**
Shielding Angle	**0° = 90 90° = 90**
Spacing Criterion	**0° = 1.18 90° = 1.22**
Luminous Opening in Feet	**Length: 1.92** **Width: 1.92** **Height: 0.00**

ZONAL LUMEN SUMMARY

Zone	Lumens	% Lamp	% Fixt.
0-30	584	21.6	26.4
0-40	945	35.0	42.8
0-60	1644	60.9	74.5
0-90	2208	81.8	100.0
0-180	2208	81.8	100.0

ENERGY DATA

Total Luminaire Efficiency	**81.8%**
Luminaire Efficacy Rating (LER)	**65**
ANSI/IESNA RP-1-2004 Compliance	**Noncompliant**
Comparative Yearly Lighting Energy Cost per 1000 Lumens	**$3.69 based on 3000 hrs. and $0.08 per KWH**

COEFFICIENTS OF UTILIZATION (%)

RCR	RC	80				70				50			0
	RW	70	50	30	10	70	50	30	10	50	30	10	0
	1	88	84	80	76	86	82	78	75	78	75	73	67
	2	80	72	66	61	77	71	65	61	68	63	59	55
	3	72	63	56	51	70	62	56	50	60	54	49	46
	4	66	56	49	43	64	55	48	43	53	47	42	39
	5	61	50	42	37	59	49	42	37	47	41	36	34
	6	56	45	38	32	55	44	37	32	43	36	32	29
	7	52	41	34	28	51	40	33	28	39	33	28	26
	8	49	37	30	25	47	37	30	25	36	30	25	23
	9	45	34	27	23	44	34	27	23	33	27	23	21
	10	43	32	25	21	42	31	25	21	30	25	21	19

RCR = Room Cavity Ratio
RC = Effective Ceiling Cavity Reflectance **RW** = Wall Reflectance

INDOOR CANDELA PLOT

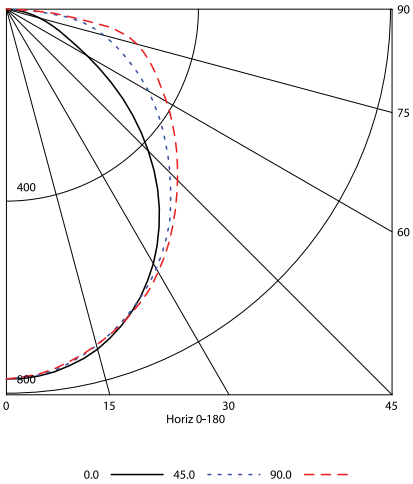

AVG. LUMINANCE (Candela/Sq. M.)

Average Luminance Angle	0.0	22.5	45.0	67.5	90.0
0	2248	2248	2248	2248	2248
30	2063	2077	2104	2124	2131
40	1868	1963	2028	2066	2085
45	1726	1891	1986	2052	2081
50	1558	1808	1967	2067	2103
55	1354	1741	1970	2102	2153
60	1133	1694	1997	2172	2248
65	960	1651	2045	2308	2411
70	879	1614	2151	2553	2706
75	812	1591	2369	2978	3181
80	723	1614	2758	3565	3733
85	570	1675	2580	3183	3350

DIMENSIONAL DATA

Shielding Options

Flush Curved Baffle

Linear Prismatic Lens

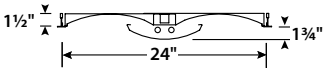

Metal Perforated Diffuser

Cross Section (2 × 2)

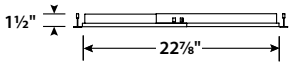

Compressed Dimension

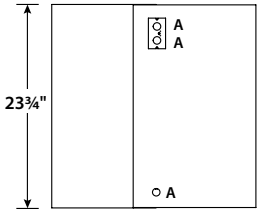

A - ⅞" Diameter Knockout

Telescoping Housing (End View)

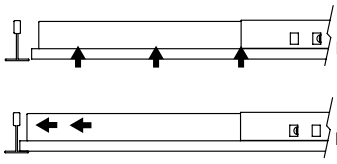

Insert fixture into ceiling grid.

Expand fixture into locked position.

End Installation Detail (Side View)

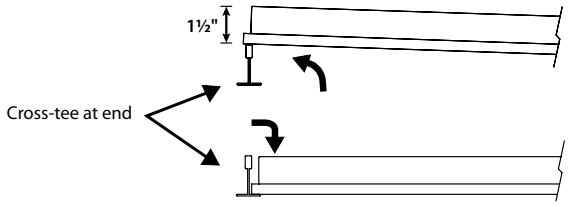

In its compressed configuration, fixture can be slid between and parallel to the tee runners. Allow 1½" above cross-tee at one end of luminaire for insertion. Allow 1" above access plate for feeding power through a 90° connector.

Flange kit rough in dimensions for single unit only: nominal dimension + 3/8"

NOTE: All dimensions are in inches; dimensions and specifications are subject to change without notice. Please consult factory or check sample for verification.

© 2019 Columbia Lighting, a division of Hubbell Lighting, Inc. Specifications subject to change without notice.
701 Millennium Blvd. Greenville, SC 29607 / Tel **864.678.1000** / Website **www.columbialighting.com**

HUBBELL Lighting