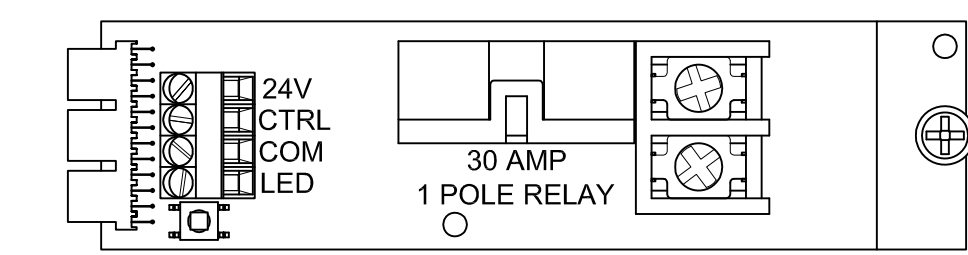
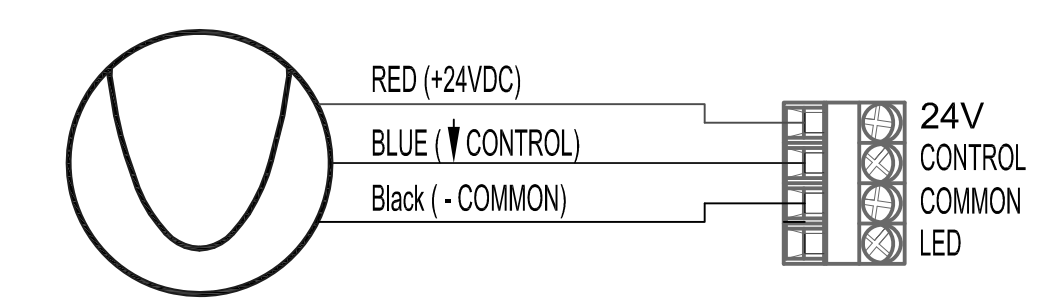


LUXSTATLSO



CX RELAY

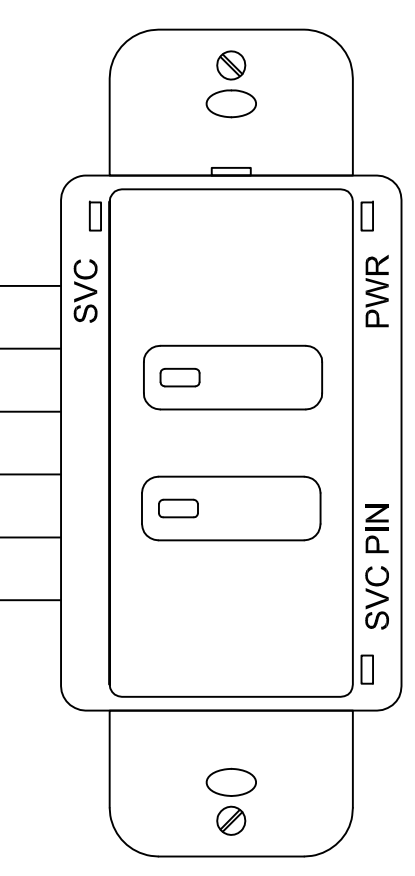


DAYLIGHT SENSOR

NOTES:

1. THIS DIAGRAM IS FOR REPRESENTATIONAL PURPOSES ONLY.
2. THE LOCATION OF DEVICE INPUTS IS TO BE DETERMINED AND PROGRAMMED BY THE INSTALLER.
3. PROGRAMMING DETERMINES THE INPUT'S ACTIONS.
4. 18AWG LOW VOLTAGE WIRE IS REQUIRED

- GREY/WHITE (PILOT LIGHT #2)
- GREY (BUTTON #2)
- BLUE WHITE (PILOT LIGHT #1)
- BLACK/WHITE (COMMON)
- BLUE (BUTTON #1)
- BLACK (24VDC)



LVSM2PL Switch Station

CX16 with LVSM2PL and Photocell

9601 Dessau Road Building One
Austin, Texas 78745
Hubbell-Automation.com

Building Automation, Inc.



CX
1